



Commercial Pool Equipment for Competition, Recreation, and Compliance

ABOUT US

At Spectrum Aquatics, we have been dedicated to building your trust and providing reliable competition, recreation, accessibility, and pool deck equipment since 1972. Our team of hardworking and committed individuals takes great pride in crafting high-quality and custom products at our shop in Missoula, Montana. By combining our expertise and passion for innovation, we consistently strive to surpass your expectations and deliver exceptional solutions to meet your unique needs.

Choosing Spectrum Aquatics means you're embracing unparalleled professionalism, meticulous attention to detail, and exemplary customer service. It's our privilege to be recognized as your dependable ally in the aquatics industry.

Shane Clagett,
General Manager of Spectrum Aquatics



CONTACT US:

Parts and Warranty

Direct: (406) 532-6321

Email: service@spectrumproducts.com

Sales

Direct: (800) 791-8056

Email: info@spectrumproducts.com




Visit our Website
www.spectrumproducts.com


PHONE 800.791.8056 | FAX 800.791.8057 7100 SPECTRUM LANE, MISSOULA, MONTANA 59808



Contents:


RECREATIONAL PRODUCTS	6
COMPETITIVE POOL EQUIPMENT	12
LIFEGUARD CHAIRS	32
POOL LIFTS & ASSISTED ACCESS	37
RAILS & LADDERS	49
FILTRATION & CLEANING SYSTEMS	54
POOL COVERS & STORAGE	57
ANCHORS & PARTS	63
ABOUT, TERMS, WARRANTY, Q&A	65





800.791.8056

POOL CLIMBING WALLS





KERSPLASH® Challenger

KERSPLASH® Challenger pool climbing walls add sleek design elements and fun for all ages in both indoor and outdoor applications. Available in 2, 3, and 4 panel heights, they are modular to fit any space and deck configuration. The KERSPLASH® Challenger pool climbing wall is constructed of a powder-coated stainless steel frame and UV and chlorine resistant panels. The see-through panels eliminate any visual barrier on the deck and hold an attractive visual appeal and fun to any pool setting. Translucent blue or green panels are also available.

- 2210999 - 8-FOOT KERSPLASH® CHALLENGER CLIMBING WALL**
- 2210888 - 12-FOOT KERSPLASH® CHALLENGER CLIMBING WALL**
- 2210777 - 16-FOOT KERSPLASH® CHALLENGER CLIMBING WALL**

Features:

- 8-, 12-, or 16-foot climbing height
- Designed to last in harsh indoor and outdoor aquatic settings
- Powder-coated stainless steel frame
- Modular, scalable design
- Easy installation
- Custom logos and powder-coating options available
- Requires 35" x 48" or 51" x 48" deck footprint based on wall height
- 5' - 9' pool recommended pool depth based on wall height
- 4' clearance behind the wall for a walkway
- 5' clearance to either side of the wall
- 10' drop zone
- Pool depth determines the allowable climbing height



POOL CLIMBING WALLS

KERSPLASH® - Our Original Pool Climbing Wall

KERSPLASH® pool climbing walls add adventure to pool decks in both indoor and outdoor applications. Available in 2, 3, and 4 panel heights, they are modular to fit any space and deck configuration. The KERSPLASH® pool climbing wall is constructed of a 100% stainless steel frame and UV and chlorine resistant panels. The see-through panels eliminate any visual barrier on the deck and hold an attractive visual appeal and fun to any aquatic setting.

Features:

- Designed to last in harsh indoor and outdoor aquatic settings
- All stainless steel is passivated and coated with SPECTRA-SHIELD® to resist corrosion
- Frame is constructed of 100% USA made stainless steel
- Each section comes in a sturdy single frame with solid one piece construction
- Easy installation

Requirements

- 35" of deck space
- 4' of clearance behind the wall for a walkway
- 5" to either side of the wall
- 10' drop zone
- Pool depth determines the allowable climbing height

KERSPLASH® climbing walls are now available in clear see-through panels, and translucent blue and green panels! Get a custom look at your facility by configuring the KERSPLASH® Kolor panels in a fun checkerboard pattern, alternating columns, or all clear, blue or green panels.



Height	Description	Part Number
8'	2 clear panels	70535
8'	2 blue panels	70535-1WB
8'	2 green panels	70535-1WG
8'	2 alternating panels - blue/green	70535-1WA
12'	3 clear panels	70536
12'	3 clear panels with removable base	160552
12'	3 blue panels	70536-1WB
12'	3 green panels	70536-1WG
12'	3 alternating panels - blue/green	70536-1WA
16'	4 clear panels	70537
16'	4 blue panels	70537-1WB
16'	4 green panels	70537-1WG
16'	4 alternating panels - blue/green	70537-1WA

KERSPLASH® Climbing Walls






POOLSIDE SLIDES

Make a splash with high quality, commercial grade poolside slides - fun for all ages! Spectrum Aquatics' poolside slides are available in a wide array of configurations and colors. Safety and rider experience are our top priority. These slides boast slip-resistant steps and decking, plus a variety of twists and turns to accommodate all facilities. Colorful and highly visible, poolside slides will give your pool a fresh look that will last for years to come.

Features & Benefits:

- Powder-coated steel frame
- **Custom colors are available to match any pool environment**
- Non-slip surface on steps and deck
- Bell and socket flumes - no leaks
- Modular to fit all deck configurations
- **Buildable for future flume additions**
- **Available in several flume and design options**

Standard Color Option



Scan to see all our
Poolside Slides



800.791.8056

SLIDEWORX SERIES


Make a splash with high quality, commercial grade poolside slides - fun for all ages! Spectrum Aquatics' SlideWorx series poolside slides, powered by AquaWorx are available in a wide array of configurations and colors. Safety and rider experience are our top priority.

Features & Benefits:

- Galvanized steel or powder-coated steel frame
- Custom colors available to match any pool environment
- Fiberglass flumes
- Meets or exceeds ASTM slope velocity standards
- 400 gpm variable flow
- Variable speed pump included
- Average 2- 3 day installation
- With or without a canopy
- Stair placement is customizable
- **Available in several flume sizes and layouts**



Flume Color Options:



SlideWorx Slides




BASKETBALL HOOPS

Water basketball is a fun and engaging way to encourage your customers to spend more time at your pool and play solo or with teams. We have several models to fit different levels of recreation.

All of our basketball hoops can be customized to mount directly to the deck if necessary. Clear backboards are standard, but there are customized heavy duty Bison backboards available. Your poolside basketball hoop can also be mounted to concrete pylons, walls, or anything your facility needs to maximize space and play.

The Jamma! and Slamma! basketball hoops are available with up to 10' rim height and offer various setback levels to provide you with the right poolside basketball hoop for your facility. All of the frames are constructed of 304L Stainless Steel to minimize corrosion and provide you with a poolside feature that will last for years to come.



JAMMA JR!



2.5' Square frame
42" Rim height
Powder coated black
18" Standard setback
2.5" x 6" Square anchor

193400 - JAMMA JR!

193401 - 6" ANCHOR 316L STAINLESS STEEL - SOLD SEPARATELY



JAMMA JR! EXTENDED REACH

2.5' Square frame
42" Rim height
Powder coated black
30" Extended reach setback
2.5" x 6" Square anchor

2010523 - JAMMA JR! EXTENDED REACH

193401 - 6" ANCHOR 316L STAINLESS STEEL - SOLD SEPARATELY



JAMMA!

4' Square frame
6' Rim height
Bison heavy duty backboard
Customized setback
4" x 36" Square anchor

173420 - JAMMA! 304L STAINLESS STEEL

173421 - JAMMA! 316L STAINLESS STEEL

58782 - 304L STAINLESS STEEL ANCHOR - SOLD SEPARATELY

171060 - 316L STAINLESS STEEL ANCHOR - SOLD SEPARATELY

BASKETBALL HOOPS



SLAMMA!

4' Square frame 6' - 10'
Adjustable rim height
Adjustable hoop
29" Maximum setback
J-Bolt anchor

133058 - SLAMMA!

143094 - J-BOLT ANCHOR - SOLD SEPARATELY



DUAL POST BASKETBALL HOOP

47.63" x 31.63" Rectangular frame
47.75" Rim height
24" Standard setback
1.9" x 6" Anchor (x2)

57827 - DUAL POST BASKETBALL HOOP

24060 - STAINLESS STEEL ANCHOR (REQUIRES 2) - SOLD SEPARATELY

27042 - REPLACEMENT BACKBOARD & RIM



3-SIDED CUSTOM DESIGNED BASKETBALL HOOP



Sometimes BIGGER is just BETTER!

Spectrum Aquatics offers impressive 3-Sided Custom Designed Basketball Hoops. These extraordinary hoops are available upon request, allowing you to create the perfect basketball experience.



**Scan to see all out
Poolside Basketball Hoops**



TO ORDER THE SPECTRUM AQUATICS® PRODUCTS IN THIS CATALOG, PLEASE CONTACT YOUR LOCAL REPRESENTATIVE AT THE PHONE NUMBER BELOW OR VISIT OUR WEBSITE AT: WWW.SPECTRUMPRODUCTS.COM



STRENGTH. EXPERIENCE. FORM.

**Built with the same precision and performance that define the best athletes,
because greatness starts at the block.**

Spectrum Aquatics® offers both single and dual post starting platforms, which include incredible non-slip tops and steps. Our stainless steel block tops are coated with a grit overlay providing a level of traction not available in competing products. Our plastic tops are made of low-density polyethylene and contain a non-slip surface that surpasses industry standards. Plastic tops are a great choice for facilities that frequently remove and store platforms, this material is durable and able to withstand harsh pool environments, resisting discoloration, fading, and cracking.

- Unlimited color and logo options available on XCELLERATOR®, Record Breaker and Fusion Starting Platforms
- All starting platforms can be customized to fit virtually any existing anchor
- Powder Coating available in any color and a variety of finishes
- Electropolished and SPECTRA-SHIELD® coated stainless steel provides high-quality finish that resists corrosion
- Easy to install and remove
- 18" wide competition-width H Style backstroke bar or 18" U-bar on dual post models
- Front hand and toe grips for faster takeoffs
- Easy-to-read lane numbers visible from all four sides
- Anchors and covers sold separately
- Our starting platforms comply with World Aquatics, USA Swimming, NCAA and NFHS regulations (excluding the Quicksilver)

STARTING PLATFORM CUSTOMIZATION



ANCHORS AND BASES

To best suit your needs, we offer a wide variety of custom anchors and bases to fit into any existing anchors or unique pool gutter configurations.



POWDER COATING AND CUSTOM LOGOS


Custom powder coating is available for all Spectrum starting platforms. Custom logos available for Sprint with Rapid Lock Block™ Top, XCELLERATOR®, Record Breaker, and Fusion Starting Platforms.



STARTING PLATFORM TOP

Sprint with Rapid Lock®

Sprint with Rapid Lock™, the ultimate lightweight starting block top that revolutionizes performance. Our advanced wedge locking mechanism delivers an unparalleled and secure method for adjusting the foot wedge, ensuring that you are firmly locked in for powerful starts.



"The sprint rapid lock is a game changer in competitive swimming. The wedge is easy to adjust and lock into place, and with the block's grip, size, and texture combined with its new rapid lock system, it's hard to beat."

Endorsed by Gold Medal Olympian, Katharin Berkoff



STARTING PLATFORM TOP

Sprint with Rapid Lock®



- Compatible with all Spectrum Aquatics starting blocks and a direct match to the Xcellerator® and Record Breaker.
- The lightweight design ensures the Sprint is easy to install and transport.
- Rapid Lock™ features a user-friendly large paddle lever, facilitating quick and easy foot wedge adjustments.
- Designed to be free of cables and pins!
- Unlock your creativity with our customizations. Enjoy powder coating options and personalization with logo/artwork on block top, wedge, and step.
- Featuring a grit overlay that offers exceptional traction without causing discomfort to the athlete's feet or hands.
- Complies with World Aquatics, USA Swimming, NCAA and NFHS regulations.

Designed to revolutionize competitive swimming while retaining the classic features Spectrum Aquatic Starting Blocks are celebrated for.

- Remarkably lightweight
- Exceptionally easy to use
- Effortless functionality
- Free from cables and pins
- Engineered for durability



Rapid Lock™ is an innovative design that allows for the adjustment of the foot wedge. This mechanism addresses a common failure point by featuring a faster and more convenient paddle-style handle, eliminating the need for cables and pins.

SINGLE POST STARTING PLATFORMS

XCELLERATOR®

 MOST POPULAR



XCELLERATOR® - SINGLE POST



XCELLERATOR® - SINGLE SQUARE POST

Applying the latest in approved technology, this starting platform gives swimmers an extra boost on starts by allowing the rear leg to start at a 90o angle and the swimmer's center of gravity to move forward when using the side rails.

- Large 24" x 32" stainless steel top sloped at a 10° angle for optimal starting stances
- Extra large 8" x 16" step for easy mount
- Easy-to-adjust track start footrest with 11 location setting options to accommodate all heights and levels of flexibility
- Uses single post anchor with patented anti-wobble design allowing for easy removal
- Side handles included to enhance speed and faster takeoffs
- Backstroke handles with versatile 18" H-bar
- Suggested setback of 30" – accommodates anchor setbacks of 18" to 36"
- Standard surface color is black or white, with custom colors, powder coat, and logo options available (logos can be placed on platform top, wedge and/or step)

57282 - XCELLERATOR® SINGLE POST

FUSION

- Built-in Colorado Time Systems® Relay Judging Platform (RJP) to calculate reaction time and relay exchanges
 - Speedlights across the front of the RJP and step-side flash simultaneously with starting system horn and strobe light
 - Lights provide an additional signal to athletes who are deaf or hard of hearing
 - Easy, out-of-the-way plug-ins for RJP touchpad, speedlights, lane speaker and back-up buttons
- Uses single post anchor with patented anti-wobble, design allowing for easy removal
- 24" x 32" non-slip surface platform top for extra-fast starts Includes practice top so the RJP can be stored away from the pool when not in use Side handles to enhance speed and faster takeoffs
- Backstroke handles with versatile 18" H-bar Suggested setback of 30" – accommodates anchor setbacks of 18" to 36"
- Available in gray, with custom colors and logo options available



FUSION - SINGLE POST

57291 - FUSION SINGLE POST

SINGLE POST STARTING PLATFORMS

RECORD BREAKER



RECORD BREAKER - SINGLE POST



RECORD BREAKER - SINGLE SQUARE POST

- Large 24" x 32" stainless steel top sloped at a 10° angle for optimal starting stances Extra large 8" x 16" step for easy mount
- Easily upgradeable to XCELLERATOR® with addition of side handles & track start footrest
- Uses single post anchor with patented anti-wobble design allowing for easy removal
- Non-slip access step, available on side or rear
- Large side step accommodates anchor setbacks of 18" to 36"
- Rear step accommodates anchor setbacks of 30" to 36"
- Backstroke handles with versatile 18" H-bar
- Standard surface color is black or white, with custom colors, powder coat, and logo options available

57283 - RECORD BREAKER - SINGLE POST


GROWLER

The Growler is great for all levels of competition and features the largest top in the industry.

- Large 25" x 32" single piece LDPE platform with molded-in, non-slip surface; no exposed bolts or hardware
- Front hand and toe grip for faster takeoffs
- 8" x 10" access step with molded-in, non-slip surface. Available on side or rear
- Accommodates anchor setbacks of 18" to 36"
- Side step accommodates anchor setbacks of 18" to 36"
- Rear step accommodates anchor setbacks of 30" to 36"
- Backstroke handles with versatile 18" H-bar

21653 - GROWLER - SIDE STEP

21657 - GROWLER - REAR STEP



SINGLE POST STARTING PLATFORMS

GRIZZLY

Another one of Spectrum's popular starting platforms. Great for all levels of competition.

- 23" x 25" single piece LDPE platform with molded-in, non-slip surface; no exposed bolts or hardware
- Front hand and toe grip for faster takeoffs
- 8" x 10" LDPE side or rear access step with molded-in, non-slip surface
- Accommodates anchor setbacks of 18" to 30"
- Side step accommodates anchor setbacks of 18" to 30"
- Rear step accommodates anchor setbacks of 24" to 30"
- Backstroke handles with versatile 18" H-bar



21654 - GRIZZLY - SIDE STEP

21655 - GRIZZLY - REAR STEP

QUICKSILVER

Ideal for beginners and pools with large water drafts.

- 23" x 25" LDPE platform with molded-in, non-slip surface; no exposed bolts or hardware
- Front hand and toe grip for faster takeoffs
- Horizontal backstroke bar Stainless steel construction
- Suggested setback of 20" – accommodates setbacks of 12" to 24"
- **Does NOT meet World Aquatics, USA Swimming, NCAA or NFHS regulations**



57289 - QUICKSILVER SINGLE POST

Available in five colors:

LDPE Standard Top Colors

RED

BLUE

GREEN

YELLOW

WHITE

Starting Blocks



TO ORDER THE SPECTRUM AQUATICS® PRODUCTS IN THIS CATALOG, PLEASE CONTACT YOUR LOCAL REPRESENTATIVE AT THE PHONE NUMBER BELOW OR VISIT OUR WEBSITE AT: WWW.SPECTRUMPRODUCTS.COM

Our patented and innovative Expansion Post Anchor is the perfect solution for updating your starting platforms without the hassle of construction. Designed to fit most existing pre-drilled post holes, it provides an easy and quick way to enhance the functionality of your swimming pool and upgrade the performance of your athletes.




EXPANSION POST ANCHORING SYSTEM

Our patented Expansion Post Anchor fits most existing starting platform pre-drilled post holes, providing an easy and quick solution to updating your swim starting blocks without the hassle of construction. The Expansion Post Anchor utilizes an innovative internal expansion wedge positioned within the starting block post, ensuring equal pressure is applied to every side of the block post for maximum stability.


Spectrum Dual Post Round and Single Post Square Starting Platforms are available with the Expansion Post Anchor.

Expansion Post Anchor



800.791.8056

DUAL POST STARTING PLATFORMS



BIGHORN

- 23" x 25" non-slip surface with no exposed bolts or hardware
- 20" molded-in, non-slip surface step tread
- Standard Bighorn accommodates anchor setbacks of 20" to 30"
- Long Reach model accommodates an anchor setback up to 40"
- Backstroke handle with versatile 18" U-bar

21095 - BIGHORN

21115 - LONG REACH BIGHORN



COUGAR

- 25" x 32" non-slip surface with no exposed bolts or hardware
- 8" x 10" access step with molded-in, non-slip surface available in side or rear
- Side step accommodates anchor setbacks of 18" to 40"
- Rear step accommodates anchor setbacks of 30" to 40"
- Backstroke handle with versatile 18" U-bar

21135 - COUGAR - SIDE STEP

21145 - COUGAR - REAR STEP



XCELLERATOR®

- Large 24" x 32" stainless steel non-slip top sloped at a 10° angle for optimal starting stances
- Extra large 8" x 16" step for easy mount
- Adjustable track start footrest attachment with 11 locations setting options
- Side handles and 18" backstroke U-Bar included to enhance speed and quick takeoffs
- Non-slip side access step available
- Suggested setback of 30" – accommodates anchor setbacks of 18" to 36"
- Comes standard black or white top, custom colors and logo options available

133171 - XCELLERATOR® DUAL POST

RECORD BREAKER

- Large 24" x 32" stainless steel non-slip top sloped at a 10° angle for optimal starting stances
- Extra large 8" x 16" step for easy mount
- Easily upgradeable to XCELLERATOR® with addition of side handles & track start footrest
- Non-slip access step, available on side or rear
- Side step accommodates anchor setbacks of 18" to 36"
- Rear step accommodates anchor setbacks of 30" to 36"
- Backstroke handles with versatile 18" U-bar
- Comes standard black or white top, custom colors and logo options available

57741 - RECORD BREAKER DUAL POST

STARTING PLATFORM ANCHORS AND TREADS

SINGLE POST ANCHOR

This unique, patented anti-wobble and locator pin design is superior to all other single-set type anchors. There is no equal.



- No tools required when inserting or removing starting platform
- Machined bronze anchor body ensures extremely tight tolerances & offers superior corrosion resistance
- Locating slot design eliminates rotation and guarantees proper alignment of platform
- Includes stainless steel lid and removal tool
- Optional anchor set tool available
- Bulkhead customization available

21705 - ANCHOR SET TOOL

21700 - SINGLE POST ANCHOR

42057 - BULKHEAD ANCHOR

DUAL POST ANCHOR

Designed for use with dual post starting platforms. Fabricated of 304L stainless steel. Welded fixture design allows for easy installation. Anchors are set exactly 20" center to center for ease of platform installation and removal. Anchors provided with bonding lug, caps and removal key.



24070 - 6" DEEP DUAL POST ANCHOR SET 24071 - 10" DEEP DUAL POST ANCHOR SET


STARTING PLATFORM TREADS



BACKSTROKE START DEVICES


Backstroke swimmers routinely risk a slip start when pushing off a pool wall or slippery touchpad. Our backstroke start devices are designed to reduce slipping, and are available in two different models: automatic retraction, and stationary.

AUTOMATIC RETRACTION 143081




- U.S. Patent No. 10,245,524
- Features a 65cm x 8cm (25.6" x 3.1") nonslip wedge with a 10° angle to secure foot placement along pool wall
- Easily adjustable and locks into place, allowing swimmers to select desired location of the nonslip wedge along the pool wall
- Automatically retracts up and out of the water so as not to interfere with flip turns and touchpad interactions, eliminating the need for manual removal
- Compatible with nearly all block types and pool configurations - it can be strapped around a starting platform for easy set up
- Custom attachment options are also available
- Our sales team can help determine the best mounting option for your pool


HOW IT WORKS:



1. Unlock and pull wedge strip to desired location



2. Place feet on nonslip wedge



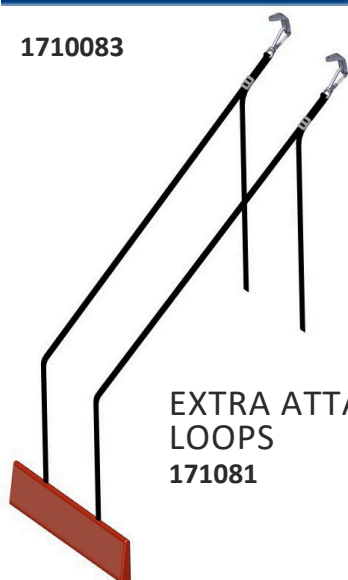
3. Proceed with your backstroke start



4. Wedge automatically retracts out of the water

STATIONARY BACKSTROKE START WEDGE

1710083



The Stationary Backstroke Start Wedge empowers swimmers to refine and perfect their backstroke takeoffs with greater power, precision, and consistency.

- Features a 65cm x 8cm (25.6" x 3.1") nonslip wedge with a 10° angle to secure foot placement along pool wall
- Same non-slip wedge and straps as our top-of-the-line Backstroke Start Device
- Can easily attach to nearly any existing starting block frame Includes stainless steel hardware to resist corrosion
- World Aquatics, USA Swimming and NCAA compliant, when installed correctly

This Stationary Backstroke Start Wedge gives your athletes the edge they need to master powerful, race-ready backstroke starts with precision and confidence.

Trusted and loved by professional swimmers, this elite training tool helps athletes develop explosive, race-ready starts with consistency and confidence. Give your team the competitive edge they need to train like champions—and win like them, too.

STARTING PLATFORM MAINTENANCE

COVERS

Starting Platform covers protect your investment by preventing unauthorized use of the platforms and shielding the platform surface from the elements when they are not use.


153174 - STARTING PLATFORM HARD COVER - WHITE

- Sturdy precision vacuum formed ABS plastic
- Includes elastic retaining strap and optional cable lock
- Universal fit covers all platforms up to 25" x 32" in size, with and without wedges
- UV protection
- Durable textured surface
- Easy stack = Easy storage



26315 - STARTING PLATFORM SOFT COVER

- UV rated polyethylene material with draw cord
- Universal fit covers all platforms up to 25" x 32" in size



MAINTENANCE

Cleaning your starting platforms on a regular basis is an essential part of ensuring longevity and minimizing rust formation on your starting platforms. Regimented cleanings will also reduce incidents of stains and discoloration on the block surface. The frequency in which platforms should be cleaned depends upon how harsh the environment is in your pool facility. Starting platforms can also look new again with our resurfacing for non-slip surfaces and powder coating. Contact us to learn more about this option.

UPGRADES

Many of our starting platforms can be upgraded to add the trackstart wedge and/or side rails to help your athletes start with confidence.

DIVE STANDS

CHEYENNE DIVE STANDS



CHEYENNE CUSTOM STAINLESS STEEL DIVE STANDS - 1M, 3M Heights

The Cheyenne meets all competitive diving regulations and is designed for use with in-ground swimming pools. Fabricated from 304L stainless steel with an exclusive passivation process to ensure maximum corrosion resistance. Ladders are included. Custom fabrication is available for any application. **Pictured with optional staircase.**

- Conforms to NSPI standards for diving portions of Class B and C swimming pools
- Rear or side access available; customize with staircase
- Accepts all manufactured diving boards in lengths of 10' to 16'
- 26" sloping treads with integral non-slip surface and UV inhibitors
- All main support columns are flanged for ease of installation
- Foot adjustable fulcrum and hinged diving board assembly included

22121 - 1M CHEYENNE DIVE STAND (REAR ACCESS)

22123 - 1M CHEYENNE DIVE STAND (SIDE ACCESS)

22140 - ANCHOR KIT (REAR ACCESS)

22160 - ANCHOR KIT (SIDE ACCESS)

22131 - 3M CHEYENNE DIVE STAND (REAR ACCESS)

22133 - 3M CHEYENNE DIVE STAND (SIDE ACCESS)

22150 - ANCHOR KIT (REAR ACCESS)

22170 - ANCHOR KIT (SIDE ACCESS)

Diving Equipment



DIVE STANDS



DURAFIRM 1M STAND

This 1M DuraFirm stand is supplied with top and intermediate handrails on both sides.

22030 - DURAFIRM 1M STAND (RAILS BOTH SIDES)

22020 - DURAFIRM 1M ANCHOR SET (SET OF 8)



DURAFIRM 3M STAND

The 3M diving stand consists of heavy aluminum castings with roller and tracks that are anodized, heat-treated, extruded aluminum.

22010 - DURAFIRM 3M DURAFIRM STAND (RAILS BOTH SIDES)

22020 - DURAFIRM 3M ANCHOR (SET OF 8)



DURAFIRM SHORT STAND

Designed for use on concrete pedestals or platforms.

22060 - DURAFIRM SHORT STAND (RAILS BOTH SIDES)

22090 - DURAFIRM SHORT STAND (NO RAILS)

22100 - DECK ANCHORS (SET OF 6)

1/2, 3/4, 1M SHORT STAND - FIXED FULCRUM

47061 - 1/2, 3/4, 1M SHORT DIVE STAND (REAR ACCESS)

47061 - 1/2, 3/4, 1M SHORT DIVE STAND (SIDE ACCESS)

19177 - SHALLOW ANCHOR FOR DIVE STAND



DIVING BOARDS



RECREATIONAL ALUMINUM DIVING BOARDS

Proven I-beam extrusions are epoxy glued with welded end construction. The non-slip surface resists wear. Each board comes with mounting hardware.

- 22400 - 10' ALUMINUM BOARD**
- 22410 - 12' ALUMINUM BOARD**
- 22420 - 14' ALUMINUM BOARD**
- 22430 - 16' ALUMINUM BOARD**



COMMERCIAL FIBERGLASS DIVING BOARDS

This heavy-duty, commercial diving board features a solid horizontally laminated wood core completely encased in fiberglass. Each board has a slip-resistant top tread and is tapered for superior performance. Stainless steel hardware kit included. Contact us for current product offering.

DURAFLEX® DIVING BOARDS




High-quality springboard diving equipment is the standard in the diving industry. DuraFlex® boards are made of single piece ribbed extruded aluminum alloy with a top surface coated in aqua-colored, thermal-curing epoxy resin. The board is finished with a laminate of flint silica and alumina, between coats of epoxy to provide a slip-resistant surface.

- Heat treated for superior yield strength of 50,000 psi
- Slip-resistant surface

DURAFLEX® ALUMINUM BOARD

This board is ideal for recreational diving in commercial pools.

- 22210 - 14' DURAFLEX®**
- 22220 - 16' DURAFLEX®**



MAXIFLEX "B" BOARDS

This board is seen in most major competitive diving events in the world. The Maxi-B is slightly lighter in weight and is said to give a quicker action in the hurdle step. The double-tapered design allows the whole board to arc while flexing, giving it approximately 15% more lift than the standard DuraFlex®.

- Used in most major diving competitions in the world
- Lighter weight
- Provides quicker action in hurdle step
- Double-taper design offers superior lift


- 22240 - 16' MAXIFLEX B**

**PLEASE NOTE: All pools must meet minimum standards for installation.*

WATER POLO GOALS

GLOBAL ANTI GOAL

The Global Anti Goal by AntiWave is suitable for World Aquatics or equivalent level water polo events, as well as all levels of club competition and training facilities. This water polo goal blends cutting edge materials and production with innovative design, resulting in a lightweight, heavy duty, full-sized goal that meets the needs of all clubs and facilities.



Features:

Custom marine grade powder-coated aluminum extrusions with HD Marine Nylon & SS316 fittings.

Foldable design for compact and safe poolside storage

Thick external carry handles for safe transport

Long-life HD polypropylene cord net, knotted at every intersection ensures long lifetime under hard use

Easy to install Marine Nylon net clips ensure a solid connection between net and goal, as well as simple installation

Custom 2-piece aluminum front frame cross section for maximum strength and lightest weight

Includes lane anchor attachment points at the 750mm and 1080mm distances per pre- and post-2015 World Aquatics regulations

Lightweight, heavy duty design and construction for years of reliable service

Safe and easy 2-person pool deck movement

Marine Nylon pool edge bumpers on rear of frame prevent chipping of pool tiles and gutters when installing and removing from the pool

Durable oversized HD PE flotation elements rest on the pool concourse, ensuring no damage to pool edge and tiles, or scraping of the goal body during installation or removal

Open corner net configuration reduces ball rebound

HD polymer bows allow quick disconnect from top frame to rear of the goal when the goal is folded

Water Polo Equipment



WATER POLO GOALS



DAWSON WATER POLO GOAL

Adjustable deck mounted water polo goals meets World Aquatics, NCAA, NFSA and USA Water Polo regulations for both deep & shallow settings.

- Easy to install, remove and store with hinged mounting legs which fold flat for storage
- Protective rubber bumpers included
- 304L stainless steel – 316L available upon request
- Accommodates 7", 30" or 36" setback – custom setbacks available
- Cage supplied with UHMW fascia and reinforced black HTPP backdrop

84299 - DAWSON WATER POLO GOAL CAGE AND NET

84298 - REAR LEG SET FOR 7" SETBACK

84297 - REAR LEG SET FOR 30" SETBACK

84294 - REAR LEG SET FOR 36" SETBACK

23638 - 6" BRONZE ANCHOR (2 REQUIRED PER GOAL)




ODYSSEY POLO GOAL

The Odyssey floating goal has been used in pools around the world since its introduction at the 2000 Sydney Olympics.

- Made of durable white powder-coated aluminum or stainless steel
- Three heavy-duty, hand-laid fiberglass flotation panels are located on each side and in back to provide necessary buoyancy
- Net is made of tough polypropylene cord, knotted at every intersection
- Easy assembly by two people in one hour
- Conforms to all national and international specifications
- Dimensions: 152" W x 56" D x 42" H

84230 - ODYSSEY POLO GOAL



FLOATING POLO GOAL

Polo goals are ideal for competitive water polo at the regional or local level.

42613 - UNIVERSAL GOAL

42614 - SPLASHBALL GOAL 57436 - FLIP FLOAT GOAL

BACKSTROKE FLAGS & POSTS

BACKSTROKE FLAGS



COMPETITOR BACKSTROKE FLAGS

- Oxford nylon material
- Variety of colors available
- Custom logos available
- Meets all World Aquatics, NCAA, USA, and NFHS regulations
- Available in two sizes: 11" x 14.5" or 12" x 18"
- Easy mounting options

Competitor® backstroke flags consist of an oxford nylon material in a range of colors that meet all FINA, NCAA, USA, and NFHS regulations.

Choose either our 11" x 14.5" or our 12" x 18" available in Red, Yellow, Orange, White, Blue, Green, Purple, Black, Vegas Gold, Burgundy, Gray, Sky Blue, and Navy.

Flags may also be customized with numbers, letters or your unique logo in a range of vinyl color appliques.

Contact your distributor for customization options and a color sample sheet with Pantone® colors.

Mounting is easy using our braided nylon cord and zinc plated swivel hook. A tighter alternative may be made using our take up reel with vinyl coated cable.



KIEFER BACKSTROKE FLAGS

- Nylon or vinyl material
- Variety of colors available
- Custom logos available
- Meets all World Aquatics, NCAA, USA, and NFHS regulations
- No hardware or assembly required



BACKSTROKE FLAGS & POSTS



BACKSTROKE/RECALL POSTS

Designed to support backstroke lines, finish lines, recall lines, volleyball nets and splash curtains. Flags not included.

- 2" top ring for connection to backstroke flags or recall ropes
- Optional sliding collar available
- Anchors not included
- Round or square posts available in heights of 4'6" or 8'

4' 6" STANCHIONS

RECALL STANCHION - 1.90 X .145 304L (P/N 23624)
STANCHION - 1.90 X .145 316L (P/N 134034-54-.145)
1.90" O.D. SLIDING RING (P/N 23625)

8' STANCHIONS

BACKSTROKE STANCHION - 1.90 X .145 304L (P/N 23614)
STANCHION - 1.90 X .145 316L (P/N 134034-96-.145)
STANCHION - SQUARE 304L - 2.5" X .180" WALL (P/N 2010525)
STANCHION - SQUARE 316L - 2.5" X .180" WALL (P/N 2010979)
1.90" O.D. SLIDING RING (P/N 23625)
2.50" SQUARE SLIDING COLLAR (P/N 2010527)

TAGLINE STANCHION POSTS TO SPAN 50M+

STANCHION - TAGLINE - 1.90 X .145 304L (P/N 2010526) INCLUDES PULLEY
STANCHION - TAGLINE - 1.90 X .145 316L (P/N 2010607) INCLUDES PULLEY
& WINCH PLATE



TODDLER DOCK TRAINING PLATFORM

This training platform is an excellent teaching aid which helps beginning swimmers feel at ease and secure during lessons by decreasing water depth and offering grab rails.

- Freestanding and easily placed into the shallow area of the pool
- 300 lb weight limit
- Adjustable, weighted legs
- Stainless steel frame
- 42" x 60" non-slip platform made of UV stabilized structural fiberglass
- Multiple units can be configured together
- Includes protective rubber bumpers

82300 - TODDLER DOCK

TO ORDER THE SPECTRUM AQUATICS® PRODUCTS IN THIS CATALOG, PLEASE CONTACT YOUR LOCAL REPRESENTATIVE AT THE PHONE NUMBER BELOW OR VISIT OUR WEBSITE AT: WWW.SPECTRUMPRODUCTS.COM

RACING LANE LINES

Designed to deflect wave motions downward through hydrodynamic propulsion for wake-free competitive swimming. Durable, injection-molded polyethylene discs with built-in UV and chemical resistors. Ships assembled and complete with an "S" hook on one end and a Supertensioner on the other. All hardware is made of stainless steel and plastic. Water polo boundary and goal tethers available.



ANTIWAVE® FORERUNNER LANE LINE

STANDARD COLORS



SPECIALTY COLORS



CUSTOM COLORS



ANTIWAVE®

4.75" FORERUNNER LANE LINES:	6" MAXIMUM LANE LINES:
55810 - 60 FT LINE	55850 - 60 FT LINE
55815 - 75 FT LINE	55855 - 75 FT LINE
55820 - 25M LINE	55860 - 25M LINE
55825 - 50M LINE	55865 - 50M LINE
55830 - 50M LINE WITH 1 DISCONNECT	55870 - 50M LINE WITH 1 DISCONNECT
55835 - 50M LINE WITH 2 DISCONNECTS	55875 - 50M LINE WITH 2 DISCONNECTS
55840 - CUSTOM LENGTH BY FOOT	55880 - CUSTOM LENGTH BY FOOT
	55845 - SUPERTENSIONER BY FOOT

Patented flow-through design controls water turbulence by allowing wave energy to be dispersed along the length of the lane. Consists of a series of polyethylene disks and donuts that rotate independently, allowing wave energy to be absorbed and dispersed within the channel of the lane, optimizing conditions for training and competition. Ships fully assembled.

COMPETITOR



COMPETITOR 4" LANE LINE AND GOLD MEDAL 6" LANE LINE

Vegas Gold 871C	Green 340C	Sky Blue 542C	Blue 3005U	Navy 648C
Purple Violet U 7643C	Gray 424C	White 108C	Black	Red 186C
Burgundy	Orange 021	Yellow		

4"COMPETITOR LANE LINES:	6" GOLD MEDAL LANE LINES:
55020 - 60' LANE	55220 - 60' LANE
55040 - 75' LANE	55240 - 75' LANE
55060 - 25M LANE	55260 - 25M LANE
55080 - 50M LANE	55280 - 50M LANE
55100 - 25M DISC TO 1-75' LANE	55300 - 50M TO 1-75' LANE
55120 - 50M DISC TO 2-75' LANES	55320 - 50M TO 2-75' LANE
55140 - 50M DISC TO 1-75' LANE	55360 - 50M DISC TO 1-75' LANE AND 1-25M
55160 - 50M DISC TO 1-75' LANE AND 1-25M LANE	55290 - 6" CUSTOM LANE LINES (PER FOOT)
55170 - 4" CUSTOM LANE LINES (PER FOOT)	
55180 - HARDWARE KIT FOR CUSTOM LINES	



173419 - EXTENSION HOOK
*Variety of lengths available

LANE LINE STORAGE



SHERIDAN LANE LINE STORAGE REEL

Unique stainless steel construction with locking casters.

- 304L stainless steel construction
- Passivated for maximum corrosion resistance
- Capacity: 720' of 4" line or 400' of 6" line
- 4" caster wheels with locking brakes
- 6' 5" 7/8" (L) x 5' 5/64" (W) x 5' 6 11/16" (H)

55525 - SHERIDAN STORAGE REEL

55552 - SHERIDAN REEL COVER


COMPETITOR LANE LINE STORAGE REELS



ELITE STOR-LANE REEL


For High Capacity Storage

- Powder-coated aluminum frame and end-wheels
- 6-inch stainless steel casters with individual brakes
- Capacity: 902' for 4" lanes and 492' for 6" lanes 83" x 60" x 71"
- Cover available



CLASSIC PLUS STOR-LANE REEL

- Powder-coated aluminum frame and end-wheels 5-inch
- Stainless steel casters with individual brakes
- Capacity: 525' for 4" lanes and 300' for 6" lanes 70" x 46" x 58
- Cover available



CLASSIC STOR-LANE REEL

- Powder-coated aluminum frame and molded end-wheels
- 5-inch polymer and rubber wheels with individual brakes
- Capacity: 525' for 4" lanes and 300' for 6" lanes 70" x 46" x 58
- Cover available

LANE LINE STORAGE

ANTI-WAVE® LANE LINE STORAGE REELS



ULTIMATE STORAGE REEL


- Powder-coated white aluminum frame
- All four wheels independently lock and rotate
- Forerunner 4.75" lane capacity: (9) 60' lanes, or (8) 75' lanes, or (7) 25M lanes, or (3) 50M lanes - total of 492 linear feet up to 540 linear feet
- 6" lane capacity: (6) 60' lanes, or (5) 75' lanes, or (4) 25M lanes, or (2) 50M lanes - total of 328 linear feet up to 360 linear feet
- 72" x 90" x 48"
- Cover available



SWIM LANE CADDY

- Provides safe and quick removal and installation
- Hooks over the pool edge to enable easy removal of lanes
- Fiberglass construction
- Capacity of one AntiWave® lane at a time

LANE LINE TRAPS




IN-DECK STORAGE

The in-deck Lane Line Traps clear deck space by providing lane line storage below deck.

- Easy to use Fixed rollers allow the lane line to slide easily
- Nylon basket below deck catches and stores the lane line
- Nylon basket is collapsible and can be compressed up and out of the way
- Measures 36" x 45" when fully extended and hangs 14" below deck

**1810494 - LANE LINE TRAP - HATCH 1910445 -
LANE LINE TRAP - RING & BASKET ASSEMBLY**



LIFEGUARD CHAIRS

Spectrum Aquatics™ offers a complete selection of portable and permanent lifeguard chairs. Chairs come in varying heights and widths to accommodate the safety requirements and needs of all indoor and outdoor commercial aquatic facilities.

Features:

- Non-slip footboards, platforms and ladder treads UV-protected guard seats
- Stainless steel components passivated and protected by SPECTRA-SHIELD® to provide a uniform and highly corrosion-resistant finish Rescue tube holder and umbrella mounting brackets included
- Movable lifeguard chairs include wheels for ease of transport
- Tubing comes standard with 1.9" OD with .065" wall thickness and 304L for extra strength and stability
- 1.5" tubing type and 316L stainless steel available upon request


PERMANENT



HYALITE

This lifeguard chair was designed to conform to federal OSHA regulations, as mandated in some states. All guard rails are the compliant height and forward distance from the platform. Chair features a 360° swivel chair and a rear access ladder.

20065 - 6' HYALITE 20013 - HYALITE ANCHOR



STIMSON

The rugged Stimson is a space-saving lifeguard chair that features an angled ladder assembly for safety and comfort. The 360° swivel chair aids in active viewing.

57308 - 5' STIMSON; 1.90 X .065 | 57308-.083 - 5' STIMSON; 1.50 X .083 316L 44116 - 6' STIMSON; 1.90 X .065 | 44116-.083 - 6' STIMSON; 1.50 X .083 316L 20013-00 - STIMSON ANCHOR



SAPPHIRE

The space-saving Sapphire enables a minimal setback and is ideal for rollout gutter pools. It features a 360° swivel chair.

20085 - 6' SAPPHIRE 20021 - SAPPHIRE ANCHOR

MOVABLE



DISCOVERY

This lightweight, yet sturdy unit enables the lifeguard to oversee any area of the pool and features a 360° swivel chair. Optional Ballast System provides extra stability.

20140 - 5' DISCOVERY
20160 - 6' DISCOVERY
20170 - 8' DISCOVERY



TORREY II

The low profile Torrey II is readily movable and allows for a rapid exit while maintaining an excellent line of sight and features a 360° swivel chair.

20211 - 36" TORREY II
20214 - 42" TORREY II
20215 - 48" TORREY II



MARSHALL

The Marshall can be used for lifeguarding, judging, coaching or instructing. This lightweight platform is easy to transport. Optional Ballast System provides extra stability.

20110 - 4' MARSHALL
20100 - 6' MARSHALL



HILGARD

The versatile Hilgard provides multiple entrances, enabling two guards to be on the platform at the same time. Steel railing in back adds safety and a split rail in front offers an unobstructed view. Platform features extra-wide side mount ladders and a 360° swivel chair.

20121 - 5' HILGARD



OBSERVATION STATION

The Observation Station has a front entry and elevated viewing station. The wide front step brings the lifeguard closer to the pool edge. The chair is portable and has a 360° swivel to aid in active viewing.

40923 - 42" OBSERVATION STATION

MOVABLE LIFEGUARD CHAIRS



MENDOTA

The Mendota is made of recycled high-density polyethylene material.

- Shipped with minimal assembly required (80% factory assembled)
- Resistant to corrosive substances, oil, insects, fungi, salt spray, rust and other environmental stresses
- 316L stainless steel hardware for maximum corrosion resistance
- Will not rot, splinter, or crack
- Will not absorb moisture
- Optional Ballast System provides extra stability
- Includes wheel kit and cup and umbrella holders

155525

42022

2010535

45023

47747

2010545

111419

47736

47710

• 30" MENDOTA

• 36" MENDOTA

• 40" MENDOTA

• 48" MENDOTA

• 60" MENDOTA

• 66" MENDOTA

• 72" MENDOTA

• BALLAST TANK

• WHEEL KIT

544871

2010555

11419-72

• 60" DUAL STEP MENDOTA

• 66" DUAL STEP MENDOTA

• 72" DUAL STEP MENDOTA

Lifeguard Chairs



GUARD CHAIR ACCESSORIES



COMMON ACCESSORIES

29914 - FOLDING REPLACEMENT SEAT

77119 - QUICK CONNECT

24413 - 26" REPLACEMENT TREAD

24414 - 22" REPLACEMENT TREAD

GUARD CHAIR BALLAST TANK

Ballast System is designed to provide extra stability for guide chairs with easy attachment to existing portable chairs. Ideal for high-wind and heavy-use applications. Made of molded LDPE and equipped with top and side mounted fill and drain ports.

Mounting hardware included

Weighs approximately 185 lbs when filled with water

20148 - BALLAST FOR MARSHALL

20145 - BALLAST FOR DISCOVERY

20180 - BALLAST FOR MENDOTA

POOL LIFTS & ASSISTED ACCESS

Enabling equal access to aquatic facilities has always been a goal of Spectrum Aquatics®. We were proud to release our first aquatic lift in 1974 and after decades of refinement and technological advancement, we now offer over 20 different pool lift options. Choose between manually-powered, battery-powered and water-powered lifts – all with proprietary, robust operating systems. Our lifts offer ease of transfer while maintaining an open deck area. Spectrum Aquatics' lifts deliver optimal performance and withstand harsh aquatic environments — indoors and out.

ADA Compliance Overview

In 2010, the Federal Government approved into law the 2010 ADA Standards, requiring all commercial pools and spas to have an ADA-approved means of access by March 15, 2012. Compliance was later extended until January 31, 2013 and requires pools to install a ramp or a pool lift. A lift from Spectrum Aquatics® can help you easily achieve compliance.

WHAT MAKES A POOL LIFT COMPLIANT?

Required Lift Features:


- 300 lbs minimum weight capacity
- Capable of unassisted operation from deck and water
- Solid seat at least 16" wide
- Armrests are optional (*except in California*), but if included must be removable or fold clear of the seat
- Footrest (*not required with lifts used in spas*)
- Capable of lowering the seat to a minimum depth of 18" below the stationary water level

Lift Location Specifications:

- Located in less than 48" of water (unless entire pool depth is greater than 48")
- Seat centerline location must be a minimum of 16" from the edge of the pool in raised position
- Open deck space minimum of 36" wide that extends forward a minimum of 48" from a line located 12" behind the rear of the seat located on opposite side of the seat from the water
- Must be level, with a slope no greater than 1:48 (2%) in all directions

Lift Operation Specifications:

- Seat Height - Lift should allow for a stop between 16" and 19" above the top of the deck when in the raised position.
- The controls and operating mechanisms should be unobstructed when the lift is in use.
- Operation of the lift should not require tight grasping, pinching or twisting of the wrists to operate.



NEW! NEW ERGONOMIC POOL LIFT SEAT

Support You Can Rely On. Every Lift, Every Time.

The Ergonomic Pool Chair Lift Seat combines cutting-edge ergonomic design with enhanced safety features, providing individuals with mobility challenges a secure and comfortable pool experience. Featuring built-in handholds for extra support and draining channels for faster drying and improved hygiene, it ensures a worry-free, accessible solution for both private and commercial pools. Backed by ADA compliance, our lift seat enhances usability, safety, and durability, making it the perfect choice for everyBODY.

- **Ergonomic Comfort:** The ergonomic design ensures maximum comfort and reduces pressure points during use.
- **Safety First:** Integrated handholds provide extra support for easy and secure transfers.
- **Hygienic & Durable:** Draining channels prevent water pooling, reducing the risk of slipping and promoting faster drying.
- **ADA-Compliant:** Fully ADA-compliant, meeting industry standards for accessibility and safety.
- **Quality:** Made of rotomolded LDPE (low-density polyethylene) material that repels water, is resistant to pool chemicals, and is highly impact-resistant, and flexible, allowing it to withstand constant use, bending, and pressure without cracking or breaking.



"I like this lift seat very much. Many features of the design contribute to better ergonomics. With this lift, I can make the transfer to and from my wheelchair independently, and I appreciate that so much."

Lori M. of Missoula, MT

Becoming standard on all battery powered pool lifts in 2025

BATTERY POWERED ADA POOL LIFTS

Engineered for simplicity, durability, and value, the Aqua Buddy® remains the trusted, budget-friendly ADA-compliant lift for aquatic centers, hotels, and community pools everywhere. With durable stainless steel construction, quiet battery-powered operation, and features that prioritize comfort and accessibility, the newly redesigned Aqua Buddy is the only choice for your pool.

The Newly Redesigned Aqua Buddy® V2. Smarter. Stronger. Without Compromise.

- Now UL Listed, the Aqua Buddy® V2 meets national safety standards, giving facilities and users confidence in every lift.
- With an increased water draft, the Aqua Buddy adapts to a wider variety of pools, including those with deeper gutters or unique deck profiles.
- Thanks to field-reversible seat direction, it installs with unmatched flexibility, adapting on site to your deck layout without additional parts or modifications.
- The Ergonomic Seat enhances both comfort and hygiene with a contoured shape that provides superior lumbar and lateral support, encourages proper posture, and reduces pressure points during transfers.



AQUA BUDDY® V2

- 350 lb weight capacity
- Ergonomic Seat comes standard
- Powder-coated white stainless steel construction
- Field reversible seat direction
- Spacious seat with excellent lumbar support designed for ease of transfer
- Accommodates setback of 9" - 23" from centerline of anchor, and a maximum water draft of 15"

Includes:

- 5-year structural warranty, 2-year electronics warranty
- 24 volt battery and charger
- Concrete anchor system
- Dual flip up armrests

P/N: 2460017



Scan to see all our
Pool Lifts



TO ORDER THE SPECTRUM AQUATICS® PRODUCTS IN THIS CATALOG, PLEASE CONTACT YOUR LOCAL REPRESENTATIVE AT THE PHONE NUMBER BELOW OR VISIT OUR WEBSITE AT: WWW.SPECTRUMPRODUCTS.COM



BATTERY POWERED ADA POOL LIFTS

At Spectrum Aquatics, we believe that aquatic facilities should be a place where everyone, regardless of age or ability, can experience the joy of water.



HORIZON BP 450 & 450 DELUXE



- 450 lb weight capacity
- Quiet and stable operation
- Accommodates set back of 6" to 33" and water draft up to 12"
- Spacious seat offers excellent lumbar support and ease of transfer
- Powder coating available to match any pool setting

Includes:

- 5-year structural warranty, 2-year electronics warranty
- 24 volt battery and charger
- 2 wireless remote controls Padded headrest (Deluxe models)
- Adjustable footrest Seatbelt

P/Ns: 2010102 (BP 450) & 2010102-DLX (BP 450 Deluxe)



HORIZON LONG REACH BP 350 & BP 350 DELUXE




- 350 lb weight capacity
- Quiet and stable operation
- Accommodates set back of 6" to 40" and water draft up to 12"
- Spacious seat offers excellent lumbar support and ease of transfer

Includes:

- 5-year structural warranty, 2-year electronics warranty
- 24 volt battery and charger
- 2 wireless remote controls
- Padded headrest (Deluxe models)
- Adjustable footrest Seatbelt

P/Ns: 2030086 (BP 350) & 2030086-DLX (BP 350 Deluxe)

MOTION TREK® FAMILY



ROTATION

Safe, smooth operation Sealed motor made in USA
Grease fittings for ease of maintenance

ACTUATOR

Corrosion resistant to withstand harsh aquatic environment Smooth, quiet operation (60 decibels or less)
Plastic and anodized aluminum housing
Smooth start and stop technology

BATTERY

Locking battery No cables – easy to install and remove
Cradle charge

CONTROL BOX

E-Stop button to safely stop the lift in an emergency Wired control for increased reliability Larger buttons - easy to use
Sound alert system for low battery, won't leave a user stranded
*IP 67, fully sealed for water intrusion

ARMRESTS

2 flip down armrests provided Transfer from either side

WEIGHT CAPACITY

MOTION TREK® 350 = 350 lbs
MOTION TREK® 400 = 400 lbs

US made and sourced stainless steel 100% stainless – no aluminum to corrode Electropolished, passivated and coated with SPECTRA-SHIELD® for maximum corrosion protection

UL LISTED

Engineer testing and certification process
UL listing guarantees that every product is accepted only at the highest standards



*Intrusion protection rating (IP). Typical "waterproof" IP ratings are IP67. The larger the number, the greater the protection. * Spine board attachments available

BATTERY POWERED ADA POOL LIFTS



MOTION TREK® BP 350 & BP 350 DELUXE

- 350lb weight capacity
- Self-operable
- Accommodates setback of 6" to 28" and a water draft up to 13"
- Seatbelt (Deluxe models)
- Adjustable padded headrest (Deluxe models)
- Flip-up footrest with footboard (Deluxe models)

153121 - MOTION TREK® BP 350 WITH ANCHOR

163370 - MOTION TREK® BP 350 WITHOUT ANCHOR

153121-DLX - MOTION TREK® BP 350 DELUXE WITH ANCHOR

163370-DLX - MOTION TREK® BP 350 DELUXE WITHOUT ANCHOR



MOTION TREK® BP 400 & BP 400 DELUXE

- 400lb weight capacity
- Self-operable
- Accommodates setback of 6" to 28" and a water draft up to 13"
- Seatbelt
- Adjustable padded headrest (Deluxe models)
- Flip-up footrest with footboard (Deluxe models)

163145 - MOTION TREK® BP 400 WITH ANCHOR

163371 - MOTION TREK® BP 400 WITHOUT ANCHOR

163145-DLX - MOTION TREK® BP 400 DELUXE WITH ANCHOR

163371-DLX - MOTION TREK® BP 400 DELUXE WITHOUT ANCHOR



PORTABLE MOTION TREK® BP 300 & BP 300 DELUXE

- 300lb weight capacity
- Self-operable
- Spacious seat with excellent lumbar support designed for ease of transfer
- Quiet and stable operation
- Accommodates a variety of setbacks up to 19" and water draft up to 6"
- Lock down kit needed for ADA Compliance
- Seatbelt

165600 - PORTABLE MOTION TREK® BP 300

165600-DLX - PORTABLE MOTION TREK® BP 300 DELUXE

42672 - LOCK DOWN KIT FOR ADA COMPLIANCE



BATTERY POWERED ADA POOL LIFTS



TRAVELER



- Wireless handset
- 500lb weight capacity
- Self-operable
- Spacious seat with excellent lumbar support designed for ease of transfer
- Quiet and stable operation
- Accommodates setback of 6" to 33" and water draft up to 12"
- Available in electropolished 316L stainless steel

27610 - TRAVELER

140290 - TRAVELER 316L




LONG REACH TRAVELER



- Wireless handset
- 350lb weight capacity
- Self-operable
- Spacious seat with excellent lumbar support designed for ease of transfer
- Quiet and stable operation
- Accommodates setback of 6" to 40" and water draft up to 12"

54129 - LONG REACH TRAVELER



42323 - Spine Board for Traveler

WATER POWERED ADA POOL LIFTS

Our water powered ADA pool lifts are built to last the test of time. We are pleased to offer an extensive selection of water powered lifts to help you in designing your pool for compliance and inclusion. Each of our lifts have been designed with the end users and pool and spa facility owners in mind. Water powered lifts eliminate the need to recharge batteries, and have very few parts that are subject to daily wear and tear. We look forward to helping you find the right lift for your facility each and every time.



GALLATIN WP 400 POOL & SPA



- 400lb weight capacity at 55 PSI
- Self-operable from the deck and the water
- Electropolished stainless steel - 304L grade
- Spacious seat with excellent lumbar support; designed for ease of transfer
- Accommodates setback of 18" to 30" and water draft up to 12"
- Easy to install, even into existing concrete decks
- Pool & spa application
- Padded headrest Flip-up footrest

27336 - GALLATIN WP 400

"Knowing that a facility offers a hydraulic, water powered chair lift gives me immediate peace of mind. The reliability of the lift means I know I won't be left stranded then trying to exit the pool."

William Botten, Senior Accessibility Specialist for the U.S. Access Board Specializing in Recreational Facilities, Retired

WATER POWERED ADA POOL LIFTS

MANUAL POWERED POOL LIFTS



GLACIER WP 600



- 600lb weight capacity
- Electropolished stainless steel - 316L grade
- Wheelchair placement and removal

26400 - GLACIER WP 600



ELKHORN MP 400

- NON-ADA COMPLIANT
- 400lb weight capacity
- Only manual powered lift with supporting load calculations on the market
- Easy to operate
- Easy to install, even into existing concrete decks
- Single anchor point
- Hydraulic ram lifting mechanism
- Portable and lightweight, weighing less than 60lbs
- Economical
- Accommodates multiple setbacks, allowing for installation on pools/spas with large gutters and/or coping stones

28500 - ELKHORN MP 400

28510 - ELKHORN ANCHOR

POOL LIFT ANCHORS



BRONZE ANCHOR

- Horizon and Traveler lifts anchor
- Lid and key included
- Designed for 1.90" O.D lifts
- Heavy duty bronze construction

23638 - HEAVY DUTY BRONZE ANCHOR



COMPOSITE ANCHOR

- Aspen, Elkhorn, Freedom, and MOTION TREK® lifts anchor
- Lid and key included Stainless steel bonding screw provided 6" deep
- Fabricated of glass filled polypropylene

28510 - COMPOSITE ANCHOR



PRESET ANCHOR

- Gallatin & Lolo lifts anchor
- New construction applications
- Grounding lug and anchor lids included
- Stainless steel construction

27450 - PRESET ANCHOR



RETROFIT ANCHOR

- Swim-Lift, Gallatin, and Lolo retrofit anchor
- Used in existing installation applications
- Concrete expansion anchor
- Anchor cap included

27400 - RETROFIT ANCHOR



WOOD DECK ANCHOR

- Aspen, Elkhorn, Freedom, and MOTION TREK® lifts - wood deck anchor

28515 - WOOD DECK ANCHOR

Custom anchors and adapters are available for all lifts with unique anchoring applications. Paver anchors are also available.

LIFT PARTS & ACCESSORIES

MOTION TREK® Family

153607 - Battery
153601 - Control Box
153605 - Charger Cradle
153604 - AC/DC Adapter
153600 - Actuator
153603 - Handset
28510 - Composite Anchor
28515 - Wood Deck Anchor
75521 - Surface Mount Anchor
47949 - MOTION TREK® Cover

Horizon & Traveler Family

54377 - Cover
42323 - Spine Board for Traveler
54523 - Cart for Horizon & Traveler
95837 - LR Traveler Cover

Water Powered Family

27364 - Water Powered Cover
27028 - Spectra Force® Booster System
20400 - Water Box
54372 - Leveler Foot

AQUA BUDDY®

153607 - Battery
153601 - Control Box
153605 - Charger Cradle
153604 - AC/DC Adapter
1910223 - Cover

Miscellaneous

142644 - ADA Compliant Lift Available Sign
47906 - Spectra System 1-Clean™
132038 - Armrest (Freedom)
13297 - Head Rest Pad Seatbelt



Extend the life of your lift with the Lift Maintenance Kit:

- 32oz SPECTRA-SHIELD® - Stainless steel protectant to be applied after cleaning
- 22oz SPECTRA-CLEAN™ System 1 - Citric based Stainless steel cleaner and passivation solution
- Disposable rags
- Scratch-less scrubbing pad
- 24V wired battery

152161-MT - Lift maintenance kit for MOTION TREK® & AQUA BUDDY® lifts



SCAN FOR MORE
INFORMATION ON
ANCHORS & ACCESSORIES

TO ORDER THE SPECTRUM AQUATICS® PRODUCTS IN THIS CATALOG, PLEASE CONTACT YOUR LOCAL REPRESENTATIVE AT THE PHONE NUMBER BELOW OR VISIT OUR WEBSITE AT: WWW.SPECTRUMPRODUCTS.COM

SPECTRUM LIFT REFERENCE QUICK GUIDE



MODEL	PART #	LIFTING CAPACITY	POWER SOURCE	ADA	SETBACK REQ.	WATER DRAFT MAX	# OF LIFTS PER BATTERY CHARGE	STRUCTURAL WARRANTY	WEIGHT
AQUA BUDDY® V2	2460017	350 lbs	Battery	Yes	9" - 23"	15"	90+	5 years	120 lbs
Elkhorn MP 400	28500	400 lbs	Manual	No	12" - 24"	12"	N/	5 years	57 lbs
Gallatin WP 400	27336	400 lbs	Hydraulic	Yes	18" - 30"	12"	N/A	5 years	270 lbs
Glacier WP 600	26400	600 lbs	Hydraulic	N/A	N/A	N/A	N/A	5 years	860 lbs
Horizon BP 450	2010102	450 lbs	Battery	Yes	6" - 33"	12"	90+	5 years	250 lbs
Horizon BP 450 DLX	2010102-DLX	450 lbs	Battery	Yes	6" - 33"	12"	90+	5 years	260 lbs
Horizon Long Reach BP 350	2030086	350 lbs	Battery	Yes	6" - 40"	12"	90+	5 years	200 lbs
Horizon Long Reach BP 350 DLX	2030086-DLX	350 lbs	Battery	Yes	6" - 40"	12"	90+	5 years	210 lbs
Lolo WP 400	27550	400 lbs	Hydraulic	Yes	18" - 30"	12"	N/A	5 years	270 lbs
MOTION TREK® BP 350	153121	350 lbs	Battery	Yes	6" - 28"	13"	90+	5 years	110 lbs
MOTION TREK® BP 350 DLX	153121-DLX	350 lbs	Battery	Yes	6" - 28"	13"	90+	5 years	115 lbs
MOTION TREK® BP 400	163145	400 lbs	Battery	Yes	6" - 28"	13"	90+	5 years	110 lbs
MOTION TREK® BP 400 DLX	163145-DLX	400 lbs	Battery	Yes	6" - 28"	13"	90+	5 years	115 lbs
Portable MOTION TREK® BP 300	165600	300 lbs	Battery	Yes	2" - 19"	6"	90+	5 years	1240 lbs
Portable MOTION TREK® BP 300 DLX	165600-DLX	300 lbs	Battery	Yes	2" - 19"	6"	90+	5 years	1240 lbs
Traveler BP 500	27610	500 lbs	Battery	Yes	6" - 33"	12"	90+	5 years	280 lbs
Traveler (Long Reach) BP 350	54129	350 lbs	Battery	Yes	6" - 40"	12"	90+	5 years	280 lbs



RAILS & LADDERS



Spectrum Aquatics' standard rails are offered in a wide range of lengths, shapes, wall thicknesses, and diameters to suit any facility need. Every rail and ladder is passivated in an eco-friendly citric acid solution, delivering a uniform, highly corrosion-resistant finish further enhanced with our exclusive SPECTRA-SHIELD® protection.

Designed with both durability and accessibility in mind, Spectrum's standard rails meet the 2010 ADA Standards for Accessible Design and provide users with the most secure and comfortable grip possible. Anchors and escutcheons sold separately.

Why Choose Spectrum Rails?

- High-quality, 100% stainless steel rails are elegant
- Unique in design, durable and easy to maintain
- Standard rails meet ADA requirements
- Endless customization options to suit your facility needs

Material Type & Grade Available:

- 304L - Stainless Steel
- 316L - Marine Grade Stainless Steel
- Powder Coat – Available in all RAL colors & a variety of finishes
- Variety of outside diameters and wall thicknesses
- Square/rectangular tubing options available

GRAB & STAIR RAILS

Spectrum Aquatics® specializes in designing and manufacturing high-quality grab rails that combine functionality with aesthetics. Crafted from premium stainless steel, our rails are available in both 304L and 316L grades, ensuring durability in a variety of environments, including standard and highly corrosive settings. We offer multiple size options to meet diverse structural and design needs, with outside diameters of 1.50" and 1.90", and wall thicknesses of .065", .083", .109", .120", and .145". Whether you require robust support for high-traffic areas or sleek designs for modern aquatic spaces, our grab rails are built to provide safety, longevity, and style.



COHO

The 26" Coho works best with commercial swimming pools with flat, level decks, standard copings and curbs.

37150 - 26" COHO
37150-30 - 30" COHO



BURBOT

The Burbot grab rails accommodate commercial pools with a longer setback. These long grab rails are ideally suited for use on swimming pools that utilize rollout or deck-level gutter design configurations.

35113 - 26" BURBOT
35110 - 30" BURBOT



CISCO

Cisco rails were designed for commercial swimming pools and are ideally suited for use on swimming pools that utilize skimmers or a typical gutter design configuration.

35117 - 17" CISCO
35121 - 26" CISCO
35124 - 30" CISCO



PIKE ADJUSTABLE

The Pike Adjustable rail has front legs which provide for individual rail adaptability. Commonly used for pools which employ unusual curbs, gutters or trench drain configurations.

35099 - 26" PIKE ADJUSTABLE



KOKANEE

The Kokanee is a perfect fit for applications with automatic pool covers or other obstacles.

35005 - 48" KOKANEE
35007 - 60" KOKANEE



VARDEN

This long reach stair rail allows for on-deck anchoring, no in-pool anchor is required.

36246 - 48" VARDEN
36251 - 60" VARDEN



GRAB & STAIR RAILS



BEND STAIR RAILS

These are ideally suited for use on commercial swimming pool and spa applications.

35125 - 48" 2 BEND STAIR RAIL 35126 - 60" 2 BEND STAIR RAIL
 35127 - 72" 2 BEND STAIR RAIL 35009 - 48" 3 BEND STAIR RAIL
 35011 - 60" 3 BEND STAIR RAIL 35013 - 72" 3 BEND STAIR RAIL



"At Spectrum Aquatics, we have been dedicated to building your trust and providing reliable competition, recreation, accessibility, and pool deck equipment since 1972. Our team of hardworking and committed individuals takes great pride in crafting high-quality and custom products at our shop in Missoula, Montana. By combining our expertise and passion for innovation, we consistently strive to surpass your expectations and deliver exceptional solutions to meet your unique needs."

Shane Claggett, General Manager of Spectrum Aquatics

CUSTOM RAILS

Meeting Federal ADA Requirements doesn't mean sacrificing style or elegance!


Spectrum Aquatics® specializes in crafting functional and beautiful custom railings. Rails are fabricated from a variety of stainless steel material types (304L and 316L) as well as a variety of outside diameters and wall thicknesses (1.25" x .065", 1.90" x .065", 1.50" x .083", 1.90" x .109", 1.50" x .120", 1.90" x .145"). Custom color powder-coating options are also available.

Form & Function

Spectrum Aquatics' in-house engineering and design team turns your ideas into reality. Our high-quality stainless steel and state-of-the-art manufacturing processes fabricate rails that fit your specifications.

Custom Rail Options

- Diving Tower Railings
- Guard Rails
- Grab Rails
- Hand Rails
- Therapy Rails
- In-Pool Exercise Rails
- Ramp Rails
- Stair Rails
- Stadium Rails
- Spectator/Crowd Control Rails



MADE FROM 100% AMERICAN STAINLESS STEEL

800.791.8056

LADDERS & STEPS

Spectrum's ladders come in a variety of setbacks including 25", 27", 30" or 36" and are equipped with deluxe treads. The 20" wide by 5" deep steps HDPE tread incorporates molded nut inserts, eliminating the need for exterior nuts which can have sharp surfaces. It is also equipped with a step reference locator. Mounting anchors and escutcheons are sold separately. Customization is available.

Ladders and Steps are fabricated from a variety of stainless steel material types (304L and 316L) as well as a variety of outside diameters and wall thicknesses (1.90" x .065", 1.50" x .083", 1.90" x .109", 1.50" x .120", 1.90" x .145").



STANDARD LADDERS

35129 - 2 STEP STANDARD LADDER

35133 - 4 STEP STANDARD LADDER

35131 - 3 STEP STANDARD LADDER

35135 - 5 STEP STANDARD LADDER



HEAVY-DUTY LADDERS WITH CROSS BRACE

36178 - 2 STEP HEAVY DUTY LADDER

36401 - 4 STEP HEAVY DUTY LADDER

36399 - 3 STEP HEAVY DUTY LADDER

36403 - 5 STEP HEAVY DUTY LADDER



MISSOULA THERAPY LADDER

The Missoula Therapy Ladder™ offers low cost access. These are custom designed to fit each pool.

- Supports 400lb load
- 10" average rise
- Non-slip 22" treads
- 1.5" diameter raised hand rail
- 15 degree slope allows for ease of entry and egress

25013 - 3 STEP MISSOULA THERAPY LADDER

25019 - 4 STEP MISSOULA THERAPY LADDER

25025 - 5 STEP MISSOULA THERAPY LADDER



BOZEMAN ADA THERAPY STEPS

These portable therapy steps are custom designed to provide proper fit and easy access. These are custom designed to fit each pool.


- Supports 400lb load
- 23 1/2" wide treads
- Slip-resistant and UV stabilized steps
- Durable 4" wheels for ease of transport
- Poly netting provided under stairs to avoid entrapment
- 1.5" diameter raised handrail

57920 - 3 STEP BOZEMAN ADA THERAPY STEPS

57921 - 4 STEP BOZEMAN ADA THERAPY STEPS

57922 - 5 STEP BOZEMAN ADA THERAPY STEPS

57923 - 6 STEP BOZEMAN ADA THERAPY STEPS



RECESSED MOLDED STEP

20% Glass Filled Polypropylene material.

183013 - RECESSED MOLDED STEP



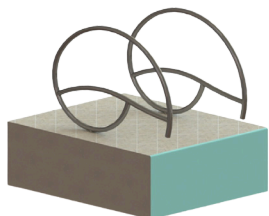
RECESSED STAINLESS STEEL STEP

Slip-resistant and fabricated from 304L stainless steel with an all welded design.

23452 - RECESSED STAINLESS STEEL STEP

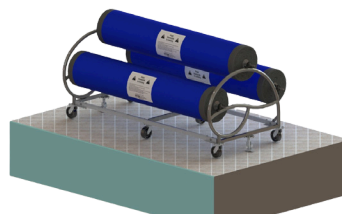
THE SOLARIAN

Add style and elegance to your pool without sacrificing functionality or safety. The Solarian is a designer line of themed pool deck equipment. Ladders, rails, lifeguard chairs, diving boards and pool blanket winders are all designed to give your pool an updated, harmonized look. Our products are made of 304L (or 316L upon request) US stainless steel, electropolished and passivated with SPECTRA-SHIELD® for maximum corrosion resistance. Powder coating options available. Products can be purchased in any combination as well as individually. This unique product line is offered in 1.5" diameter and 1.9" diameter tubing. ***Anchors & Escutcheons Are Sold Separately**




SOLARIAN GRAB RAIL

144018 Solarian Grab Rail (Pair)



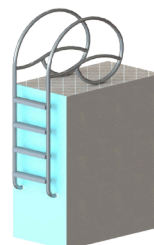
SOLARIAN COVER WINDER

144043-1 Solarian Single Blanket Winder
144043-2 Solarian Double Blanket Winder
144043-3 Solarian Triple Blanket Winder



SOLARIAN STAIR RAIL

134886-48 Solarian Stair Rail 48"
134886-60 Solarian Stair Rail 60"
134886-72 Solarian Stair Rail 72"




SOLARIAN LADDER

134640-02-.065 2 Step Solarian 30" Ladder
134640-03-.065 3 Step Solarian 30" Ladder
134640-04-.065 4 Step Solarian 30" Ladder



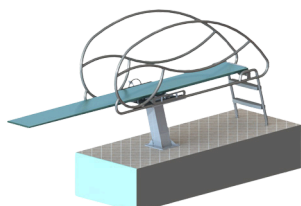
SOLARIAN PORTABLE LIFEGUARD CHAIR

144098-4 144098-6
 Solarian 4' Portable Lifeguard Chair
 Solarian 6' Portable Lifeguard Chair



SOLARIAN PERMANENT LIFEGUARD CHAIR

144027-4 Solarian 4' Permanent Lifeguard Chair
144027-6 Solarian 6' Permanent Lifeguard Chair



SOLARIAN DIVE STAND

144088 Solarian 1M Dive Stand



PORTABLE FILTRATION SYSTEMS

Spectrum Aquatics® manufactures a wide variety of portable filtration systems to support all pool sizes. Made from stainless steel and incorporating durable Sta-Rite® pumps, these vacuums provide power and dependability. All metallic components are passivated for maximum corrosion resistance. In addition, every stainless steel product manufactured by Spectrum is protected by SPECTRA-SHIELD®. Hoses, fitting kits and vacuum heads sold separately.

- Stainless steel filter canister and cart
- Heavy-duty pneumatic wheels
- Outfitted with a 155 or 105 square foot Harmsco® filter



WILDCAT PORTABLE FILTRATION SYSTEMS

10670 - WILDCAT E1

The Wildcat E1 pump cart uses a 1 HP, 110 VAC Sta-Rite® Dyna-Pro pump to move approximately 5,400 gallons of water per hour.

- 2" shut off valves and quick-connect hose fitting
- 100' electrical cord
- 155 square foot filter
- GFCI shock protector

10640 - WILDCAT G3.5

The Wildcat G3.5 gas engine model is for large outdoor facilities where electrical access may be limited. This unit moves approximately 8,000 gallons of water per hour.

- 155 square foot filtering
- 2" shut off valves and quick-connect hose fitting

10660 - WILDCAT G5.5

The Wildcat G5.5 pump cart uses a 5.5 HP gas engine driven pump. The unit moves approximately 9,300 gallons of water per hour.

- 155 square foot filter
- 2" shut off valves and quick-connect hose fittings



Cleaning and Maintenance Equipment

TO ORDER THE SPECTRUM AQUATICS® PRODUCTS IN THIS CATALOG, PLEASE CONTACT YOUR LOCAL REPRESENTATIVE AT THE PHONE NUMBER BELOW OR VISIT OUR WEBSITE AT: WWW.SPECTRUMPRODUCTS.COM

PORTABLE FILTRATION SYSTEMS



HARMSCO® PORTABLE PUMP CART

Economical units for cleaning mid-sized pools. These units include a Sta-Rite® pump. Hoses, fitting kit and vacuum head are sold separately.

- Stainless steel filter canister and cart
- 100' electrical cord
- GFCI shock protector
- 10700 - BKP 1 HP 110 VAC
- 1.5" Connection
- 105 square foot filter



TRANSFER PUMP

The Savage vacuum pump includes Sta-Rite® pump, stainless steel cart, a check valve on the pump suction, gate valve on the pump discharge, a hose bib connection for easy priming with a waterproof switch and barbed hose fittings for the connection of discharge and suction hoses.

- Stainless steel cart
- 6" hard rubber wheels
- 100' electrical cord
- GFCI shock protector

11100-00 - SAVAGE 1 HP, 110 VAC

- 1½" suction and 1½" discharge with flow rates to 5000 gph

PORTABLE FILTRATION SYSTEM ACCESSORIES



PUMP CART

This high quality stainless pump cart is a compact unit, pre-punched to accept most American-made pumps. It includes a cord holder and 6" hard rubber wheels.

10780 - PUMP CART



HEAVY DUTY HOSE CADDY

Durable stainless steel reel which stores vacuum hose when not in use. The portable caddy holds up to 75' of 2" hose or 175' of 1½" hose.

12500 - HOSE CADDY



Thermal Pool Covers



SWIMMING POOL COVERS

"Covering a pool when it is not in use is the single most effective means of reducing pool heating costs. Savings of 50% to 70% are possible."

- U.S. Department of Energy

Swimming pools consume energy in many ways, but evaporation is by far the biggest culprit.

Every gallon lost must be replaced and reheated, an expensive cycle that wastes both energy and money.

A pool cover is the simplest and most effective solution. By dramatically reducing evaporation, covers cut down on water loss, lower heating demands, and deliver substantial savings.

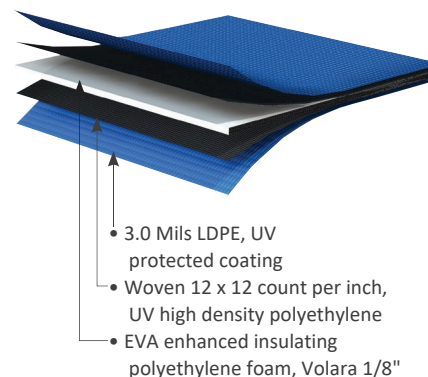
SWIMMING POOL COVERS



These superior, energy-saving covers outlast all others. Covers are made with a five-layer system to insulate and protect. The heavy duty material is UV protected and engineered to provide the most efficient energy saving system for your pool.

ENERGY SAVING POOL COVERS

- Easy to deploy and retrieve
- Available in 3, 5 and 6 year warranty
- Advanced performance – 100% UV stabilized polyester thread
- Longer life – coated and UV stabilized on both sides for maximum protection
- Superior strength edging – made with PVC coated tarpaulin – will not chalk or flake
- Extruded black vinyl incorporated into edging for weight
- Strategically located water vent holes with weighted edge help covers hold in windy environments
- Panels come complete with heavy-duty, UV inhibited loop ties for attaching the panels to a storage reel system
- Loop ties made of 5/16" heavy-duty synthetic fiber rope
- 304 stainless steel grommets for maximum corrosion resistance



183500-3 - CUSTOM EDGED POOL COVER; 3 YEAR WARRANTY


183500-5 - CUSTOM EDGED POOL COVER; 5 YEAR PRO-RATED WARRANTY

183500-6 - CUSTOM EDGED POOL COVER; 6 YEAR PRO-RATED WARRANTY

183500-7 - CUSTOM WELDED EDGED POOL COVER; 7 YEAR PRO-RATED WARRANTY

208200 - LOOP TIES 50021 - 18" LEAD STRAP (FASTENS COVER TO WINDER)

43002 - 15' LEAD STRAP



ENERGY SAVING SPA SHEETS & CUSTOM EDGED COVERS


Spa sheets offer the same benefits as the pool covers except for the edging, as spa sheets come unedged. Using household scissors you can cut them to fit your spa's custom configuration. Custom edged spa covers also available.

173423 - SHEET 9' X 10' - UNEDGED, CUT-TO-SIZE

500020 - SHEET 15' X 18' - UNEDGED, CUT TO SIZE

183500-1 - CUSTOM EDGED SPA COVER; ONE YEAR WARRANTY

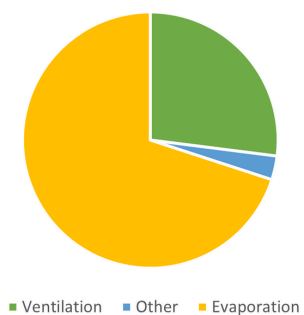
SWIMMING POOL COVERS



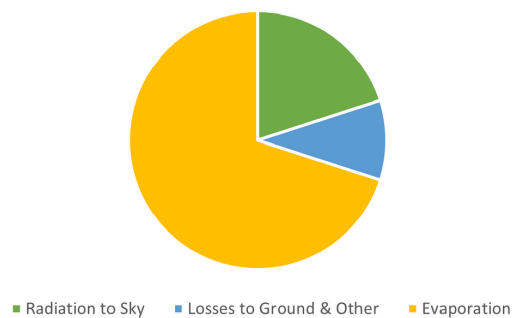
ENERGY SAVING WELDED POOL COVERS

- Constructed of a closed cell cross-linked Polyethylene (PE) foam
- Laminated on the top and bottom with a woven PE scrim
- Scrim is coated with 2 mils of PE film and UV stabilizing additives
- Provides ballast holes to capture water while cover is on the pool to prevent wind lift
- Welding prevents panel separation
- Will not absorb water
- Only fully welded pool cover on the market

INDOOR POOL
ENERGY LOSS CHARACTERISTICS



OUTDOOR POOL
ENERGY LOSS CHARACTERISTICS



COVER STORAGE SYSTEMS



The Bitterroot cover storage systems ensure proper handling and storage of pool covers. Made of electropolished 304L stainless steel, they are portable, strong and designed to support the weight of wet covers.

- Easy to deploy and retrieve pool covers
- Employs stainless steel pillow block reel tube bearings
- Equipped with stainless steel crank assembly
- Utilizes 6" diameter, non-marring polyethylene wheels
- Equipped with two foot-operated brakes
- Accommodates a maximum cover width of 20'



BITTERROOT SERIES - DECK STORAGE SYSTEM

50120 - BITTERROOT I - SINGLE TUBE WINDER

- Storage capacity of 164 linear feet or 3,280 sq ft
- Total weight capacity of 643 lbs

50150 - BITTERROOT II - DOUBLE TUBE WINDER

- Storage capacity of 328 linear feet or 6,560 sq ft
- Total weight capacity of 1,102 lbs

50180 - BITTERROOT III - TRIPLE TUBE WINDER

- Storage capacity of 492 linear feet or 9,840 sq ft
- Total weight capacity of 1,562 lbs



WINDER COVERS


Protect your pool covers while in storage.

50190 - SINGLE WINDER COVER

50195 - DOUBLE/TRIPLE WINDER COVER

WALL-MOUNTED STORAGE SYSTEMS

Manually-operated or semi-automatic, wall-mounted pool cover storage systems conserve deck space and allow for ease of cover retrieval and deployment. Structurally designed to support the weight of wet covers. Both Blackfoot winders are manufactured of 304L stainless steel, which is electropolished and passivated to withstand harsh aquatic environments.



BLACKFOOT I WALL-MOUNTED STORAGE SYSTEMS

- The Blackfoot I is built for cover panel widths up to 20 feet.
- The manually operated storage system can typically accommodate two panels and up to 164 linear feet with a total weight capacity of 643lbs.

50220 - BLACKFOOT I MANUAL WINDER




BLACKFOOT III WALL-MOUNTED STORAGE SYSTEMS

- The Blackfoot III is a radio-controlled semi-automatic wall-mounted thermal pool cover storage system.
- A simple hand-held transmitter provides smooth deployment and retrieval of pool covers.
- The solid state electronics are contained in a water tight, NEMA 4 enclosure, ensuring dependable operation and long life. Automatic, no crank needed.
- A maximum storage capacity of 164 linear feet or 3,280 square feet of thermal pool cover with a total weight capacity of 643lbs.

2310123 - BLACKFOOT III RADIO CONTROLLED WINDER

POWER WINDER SYSTEM

Power Winder attachment is designed to power your existing pool cover reel system. Made of stainless steel and featuring automated functionality, the Power Winder makes the normally painstaking, manual process of deploying and retracting your pool cover fast and effortless.



FEATURES AND BENEFITS

- Made of black powder-coated stainless steel for durability
- Electronics and motors are in a water resistant enclosure that maximizes corrosion protection
- Reel system retracts large pool covers in minutes
- Semi-automatic winder reduces labor efforts by 40%
- Easy to use
- Reduces risk of shoulder and back injuries



153132 - POWER WINDER SYSTEM

153134 - POWER WINDER SHAFT ADAPTER (REQUIRED FOR SOME REEL MODELS)

173416 - POWER WINDER ADAPTER BRACKET (ONE NEEDED PER TUBE)

SPECTRA-CLEAN™ STAINLESS STEEL CLEANER

Stainless steel is a corrosion resistant alloy; however, it may display rusting characteristics under certain conditions. Routinely wiping down rail surfaces and rinsing with non-chlorinated water minimizes the potential for corrosion. In the event stainless equipment displays stubborn rust stains or heavy deposit build-up, our specialized cleaning materials will remove these foreign substances and restore the original rail finish.

47906 - SPECTRA-CLEANTM SYSTEM 1 — 4 PACK, 22OZ.
EACH, DAILY USE STAINLESS STEEL CLEANING

47904 - SPECTRA-CLEANTM SYSTEM 3 — 1 GALLON
SEVERE USE STAINLESS STEEL CLEANING

47905 - SPECTRA-CLEANTM SYSTEM 2 — 1 GALLON
EXTREME USE STAINLESS STEEL CLEANING

57373 - SPECTRA-SHIELD — 1 GALLON
STAINLESS STEEL PROTECTANT



SCAN TO SHOP OUR ONLINE STORE

www.spectrumproducts.com

STANCHION, RAIL, AND LADDER ANCHORS



CUP ANCHOR

For securing racing lines and safety ropes in concrete and gunite pools. Kit includes a bonding screw.

35221 - 4" CUP ANCHOR WITH REMOVABLE EYEBOLT, 316L STAINLESS STEEL
58280-00 - 3" ROUND WITH REMOVABLE EYEBOLT, CHROME PLATED BRONZE
160013 - 4" CROSSBAR CUP ANCHOR, MADE OF 316L STAINLESS STEEL



BRONZE STANCHION 6" ANCHOR KIT

For 1.90" O.D. stanchions, water polo goals or Traveler lift. Kit includes anchor, lid and key.

23638-00 - BRONZE 6" ANCHOR KIT, 1.90"
36450-00 - LID & KEY REPLACEMENT FOR BRONZE 6" ANCHOR



STAINLESS STEEL STANCHION ANCHOR

6" for 1.90" O.D. stanchions; water polo goals and other deck equipment. Includes anchor, lid and key. Made entirely of 316L grade stainless steel.

24060-00 - 316L STAINLESS STEEL STANCHION ANCHOR KIT, 1.90"



4" STANDARD-DUTY BRONZE ANCHOR

For rails, ladders and other deck equipment.

24010-00 - 4" BRONZE ANCHOR FOR 1.90" RAILS
54052 - 4" BRONZE ANCHOR FOR 1.50" RAILS



6" STAINLESS STEEL WEDGE ANCHOR

Stainless steel wedge anchor for 1.50" O.D. railings. Body is 6" deep and is 304L cast stainless steel; wedge is cast bronze and hardware is 304L stainless steel.

24090 - STAINLESS STEEL WEDGE ANCHOR FOR 1.50" RAILS

STAINLESS STEEL COVER FOR BRONZE WEDGE ANCHOR

24012 - 304L STAINLESS STEEL COVER FOR 1.90" BRONZE WEDGE ANCHOR



ESCUTCHEON PLATES ESCUTCHEON PLATES

35214 - 316L STAINLESS STEEL KEYHOLE ESCUTCHEON FOR 1.90" O.D. RAILS
35222 - 316L STAINLESS STEEL KEYHOLE ESCUTCHEON FOR 1.50" O.D. RAILS
30037 - 316L STAINLESS STEEL ROUND ESCUTCHEON FOR 1.90" O.D. RAILS
30048 - 316L STAINLESS STEEL ROUND ESCUTCHEON FOR 1.50" O.D. RAILS
2010296 - SPLIT TWO PIECE ESCUTCHEON FOR 1.90" O.D. RAILS
183010 - SPLIT TWO PIECE 1.50 ESCUTCHEON FOR 1.50" O.D. RAILS



STANCHION, RAIL, AND LADDER ANCHORS

6" SPECTRA LOCK™ COMPRESSION ANCHOR

Engineered to address corrosion issues in pool environments and provide easier rail and ladder installation. 1.50" O.D.

- Reduces maintenance costs & cleaning time
- Eliminates debris, corrosion, and heavy water deposits typically found lodged between the wedge anchor inside wall and assembly ideal for underwater installation of handrails and ramp rails where rust bleeds can lower water quality Ideal for removing and installing ladders or rails during pool deck maintenance, repairs, and renovation
- Eliminates alignment issues and the need for frequent bolt tightening common with wedge anchor assembly
- Standard colors: black, white, bone, traffic grey. Available in custom colors
- Built-in anchor compression ring applies even pressure on tubing, decreasing potential damage to rail or ladder
- Escutcheon-less, flush-mount design gives the rail and deck a finished look
- Accommodates recommended ADA compliant handrail and ladder tubing diameters
- Protected by U.S. Patent 7437857

42696 - SPECTRA LOCK™ COMPRESSION ANCHOR - BLACK

42696-W - SPECTRA LOCK™ COMPRESSION ANCHOR - WHITE

42696-TG - SPECTRA LOCK™ COMPRESSION ANCHOR - TRAFFIC GREY

42696-B - SPECTRA LOCK™ COMPRESSION ANCHOR - BONE

35065 - COMPRESSION ANCHOR WRENCH

24098-00 - COMPRESSION ANCHOR CAP, 1.50"

23636-00 - ANCHOR KEY, STAINLESS STEEL SLIP

TAGLINE ANCHOR

Used for a tagline stanchion. Pools that have a longer width that require more tension on the backstroke flag lines.

1810360- TAGELINE ANCHOR KIT STANCHION BRONZE

LADDER BUMPERS

30038 - FEMALE 1.50" O.D.

30021 - FEMALE 1.90" O.D.

16644 - MALE 1.90" O.D.

REPLACEMENT TREAD FOR LADDERS

44986 - UNIVERSAL REPLACEMENT TREAD

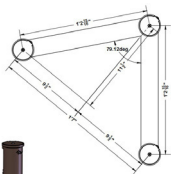
- Made of UV stabilized polypropylene
- 20" L x 5" W
- Converter attachment allows for use with both 1.50" and 1.90"
- 5" Deep
- Hardware included

24411 - REPLACEMENT TREAD FOR 1.50" O.D. RAIL

24412 - REPLACEMENT TREAD FOR 1.90" O.D. RAIL

Made of high-density polyethylene (HDPE)

- 20" long, with a curved design featuring a 6" width at the center and 3¼" at the ends
- Available for 1.50" and 1.90" O.D. rails
- Hardware included



ABOUT OUR PARENT COMPANY

PlayCore is a purpose-driven company that develops leading research and a complete portfolio of innovative products, programs, and services to build healthy communities through play and recreation. Learn more at www.playcore.com.



Building **communities** through **play & recreation**™

THE PLAYCORE AQUATICS GROUP

The PlayCore Aquatics Group is the ultimate resource for creating all of your aquatic experiences. We specialize in providing your facility with unparalleled support throughout your entire journey in selecting the right amenities for your facility including architectural and interactive water features, water play, aquatic competition, compliance, safety, adventure play, and ongoing maintenance. Our team of experts is committed to making your dream a reality and will work with you to find exactly what you need (even if it's a custom solution), at a price point that meets your budget requirements. After the completion of your installation, we provide ongoing support for the lifetime of your product to ensure that you get the most out of your recreational, commercial, municipal, or competitive facility.



fountain people™
A PLAYCORE Company

4600 Hwy 123
San Marcos, TX 78666
512.392.1155
fountainpeople.com



A PLAYCORE Company

7100 Spectrum Lane
Missoula, MT 59808
800.791.8056
spectrumproducts.com



7100 Spectrum Lane
Missoula, MT 59808
800.624.1235
altapoolcovers.com



4600 Hwy 123
San Marcos, TX 78666
512.392.1155
waterodyssey.com



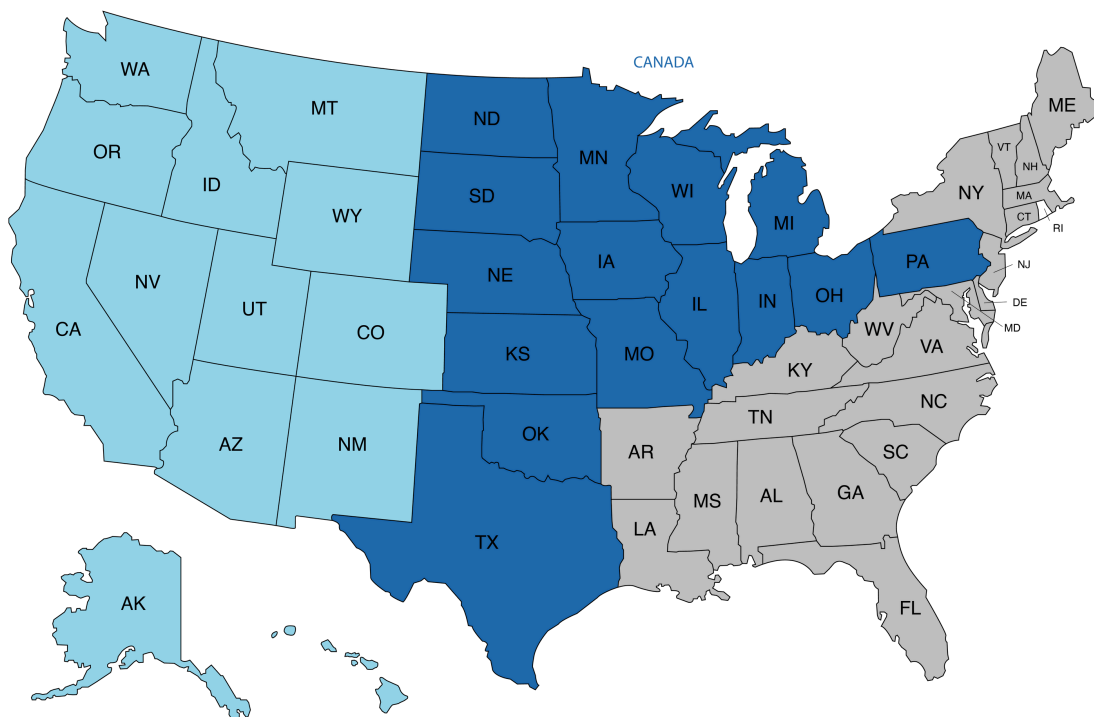
A PLAYCORE Company

10601 Oak St NE
St. Petersburg, FL 33716
888.426.8511
aquaworxusa.com



1551 East 11th Street
Loveland, CO 80537
800.279.0111
coloradotime.com

Regional Inside Sales Team



Western Region

Inside Sales Representative

Torie Madgwick:

torie.madgwick@spectrumproducts.com



National Sales Manager

Jake Godinez:

jake.godinez@spectrumproducts.com



Midwest/Canada/International

Sales/Inside Sales Supervisor

Rachel King:

rachel.king@spectrumproducts.com



Vice President of Sales, Marketing

Nabil Khaled:

nabil.khaled@spectrumproducts.com



Eastern Region

Inside Sales Representative

Shay Stone:

shay.stone@spectrumproducts.co



Field Sales/Mechanical Engineer

Noah Henderson:

noah.henderson@spectrumproducts.com



SPECTRUM AQUATICS® STANDARD TERMS & CONDITIONS OF SALE

Terms of Sale: Standard payment terms for customers that are registered businesses within the United States and Canada and meet the company's credit criteria are net 30 days from invoice date, unless otherwise agreed upon by Spectrum Aquatics®. If the customer fails to pay within payment terms, the company reserves the right to defer shipments until payment has been made and has the option to cancel all or any part of an unshipped order. A 1.5% per month finance charge may be imposed on all past due accounts. Customers within the United States or Canada, without a credit history, may purchase products and pay with check by mail or charge the purchase of products to a credit/debit card (Visa, MasterCard or American Express). Any checks or electronic debit authorization that are returned for any reason will be charged a \$30 non-sufficient fee.

To establish a credit account with Spectrum Aquatics®, the customer must be within the United States or Canada and must complete a credit application and thus, furnish such information as requested by Spectrum Aquatics®. Credit applications will not be accepted without a signature from an owner or appropriate company officer. Spectrum Aquatics® reserves the right in its absolute discretion to grant, refuse or discontinue any extensions of credit, or reduce or suspend any credit limit at any time.

Prices: Prices are F.O.B. factory and do not include freight charges. The possession of a price list or other pricing information does not constitute an offer or agreement to sell. Prices are subject to change without notice and are in US Dollars. Taxes, duties and other fees are the sole responsibility of the buyer. Prices shown do not include any federal, state, or local taxes and shall be billed as a separate item and paid by the Customer. Orders are accepted with the understanding that such taxes will be added, as required by law. Sales tax will be charged unless the customer has a valid sales tax resale or exemption certificate on file with Spectrum Aquatics®.

Price quotations for standard products are valid for 30-days. Price quotations for custom products and commercial projects are valid for 60-days. Price quotations for custom design or special items are subject to change predicated on the information provided by the sellers at the time of quotation, as opposed to the definitive information presented at the time of order entry, engineering or fabrication.

Customer Orders: Order placement requires a hard copy purchase order or signed copy of a quotation. If purchase order is verbal, with no hard copy (purchase order or signed quotation) confirmation, seller will not assume responsibility for errors related to, but not limited to, date of shipment, destination of shipment, items shipped or quantity of items shipped. Order must be shippable within 90-days of placement to hold original pricing. Purchase orders originating outside the United States and Canada require prepayment or an irrevocable letter of credit at time of order entry.

Order Cancellation: Orders for standard cataloged products, if canceled within 24 hours, will be assessed a \$200.00 cancellation fee. The seller must receive order cancellation in writing. Once, accepted, orders can only be canceled after 24 hours with the consent of Spectrum Aquatics® and on terms which will indemnify Spectrum Aquatics® against loss. Canceled orders after 24 hours will be subject to a restocking fee. Custom equipment is non-cancellable.

Freight Procedure & Claims: The transfer of ownership from Spectrum Aquatics® occurs once the load is signed over to the freight company (FOB factory). The customer is responsible for all freight related costs, even those that may have not been disclosed as necessary to obtain the product at the time the order is placed, these can include but are not limited to: lift gates, limited access location charges, and construction zone deliveries.

INSPECT FREIGHT IMMEDIATELY UPON DELIVERY. All damage that occurs during the transit is the responsibility of the freight company and therefore is the responsibility of the owner/purchaser to file freight damage claims directly to the carrier. It is the customer's responsibility to obtain the bill of lading and document what has been received. Per federal law, the bill of lading will be used for all disputes. All freight damage must be noted on the bill of lading. Damage to packaging and any suspected hidden damage should be noted on the bill of lading and the Customer must contact the freight carrier within three days of delivery.

Any packaging requirements other than the standards used by Spectrum Aquatics® will be invoiced as an extra charge.

Returns/Restocking Fee: Products may not be returned to Spectrum Aquatics® without prior approval. It is the responsibility of the customer to obtain a return materials authorization (RMA) number from the Spectrum Aquatics® parts and warranty department prior to returning materials. If items are returned without an RMA the freight will be refused and the customer will be responsible for all freight costs. The RMA number must be written on the outside of each package that is being returned. Spectrum Aquatics® will reject items returned without a legible RMA number. Returns must be sent with freight prepaid and are subject to a restocking charge of 25% of the purchase price. Items must be returned within 30 days of issuance of a RMA; if not returned within 30 days the RMA will be canceled. All freight costs associated with returns from the desired shipping point to Spectrum Aquatics® are the customer's responsibility. Materials that qualify for return must be returned within 90 days of invoice date. All materials returned must be in a new and unused condition to warrant any credit consideration.

Shortage of Goods or Damaged Goods: Claims for shortages must be made in writing to the Spectrum Aquatic's parts and warranty department within three days after delivery of goods. If notice is not received in writing within this time frame, Spectrum Aquatics® will conclusively presume that the goods were delivered in their entirety. Unless agreed upon otherwise in writing, Spectrum Aquatics® reserve the right to make partial shipments and to submit invoices for partial shipments. **Delay or Non-Delivery:** Spectrum Aquatics® is not liable and shall be indemnified for any delay in delivery or failure to deliver hereunder when delivery has been made by impractical by fire, flood, embargo, strike, differences with employees, accidents, acts of God, failure or inability to secure materials from usual sources of supply or any other circumstances beyond the control of Spectrum Aquatics®.

Buyer's Financial Condition: Spectrum Aquatics® reserves the right to refuse service, terminate accounts, cancel orders, modify any payment terms or require full or partial payment or adequate assurance of performance from the Customer, without liability to Spectrum Aquatics®. Should the customer experience a material adverse change in their financial condition or if reasonable grounds for insecurity arise with respect to the customer's performance of this agreement, then Spectrum Aquatics® reserves the right to modify payment terms include shortening the payment period, requiring advance payment, or requiring payment of cash on delivery. Spectrum Aquatics® reserves the right to cancel buyer's credit at any time for any reason, without notice. The foregoing remedies are in addition to Spectrum Aquatics® other rights and remedies under this agreement and under applicable law, including Section 2-609 of the Uniform Commercial Code.

Indemnification: Buyer agrees to indemnify, defend and hold harmless Spectrum Aquatics®, its directors, officers, employees, agents, successors and assigns from and against any and all damages, losses, expenses, costs (including without limitation reasonable attorney's and accountant's fees), claims, suits, actions, judgments or other liability asserted against or incurred by Spectrum Aquatics® arising out of the customer's breach of its obligations hereunder, customer's negligence or misconduct, or customer's misuse or misapplication of the products or service Items or damage to the products or service Items caused by the customer or its employees, agents or customers.

Note: Product descriptions may vary.

ANTIWAVE is a registered trademark of Anti Wave International Pty Ltd., used with its permission Duraflex is a registered trademark of Duraflex International Corp., used with its permission Harmsco is a registered trademark of Harmsco, Inc., used with its permission Sta-Rite is a registered trademark of Sta-Rite Pool, LLC, used with its permission Kersplash, Motion Trek, SPECTRA-SHIELD, Spectrum Aquatics, Spectrum, and Xcellerator are registered trademarks of Everlast Climbing Industries Inc., used with its permission

Spectrum Aquatics® Warranty

TWO-YEAR LIMITED WARRANTY: PARTS THREE-YEAR LIMITED WARRANTY: STAINLESS
STEEL DECK EQUIPMENT AND AQUATIC LIFT FRAME

What is covered by this warranty? Spectrum Aquatics® warrants all products it manufactures to be free from defects in materials and factory workmanship to the original buyer. This warranty is contingent upon the proper installation, use, care and operation of the equipment for its intended purpose, and does not cover equipment that has been modified or has been subjected to physical abusive or environmental stresses. Spectrum Aquatics® agrees to repair or replace, at its sole discretion, any product that fails to perform as specified within the specified warranty period, unless otherwise noted. In cases where the warranty card is not returned to Spectrum Aquatics®, the beginning date for the warranty period will be the date that the pool lift was shipped from Spectrum. This warranty relates only to defects in materials and workmanship and does not include damage or failure resulting from other causes, including, but not limited to, acts of God, misuse or abuse, accident or negligence, fire, improper installation or ice damage. This warranty does not apply to fading of materials or to any corrosion of any metallic parts. Damage induced by the improper use of chemicals is not covered by this warranty. In the event that products are altered or repaired by anyone without the prior written approval of Spectrum Aquatics®, all warranties are voided.

What will Spectrum do related to the product covered by this warranty? Spectrum shall provide, F.O.B. the factory, new or reconditioned replacement product or parts (Spectrum's option). This warranty does not cover labor to remove or install equipment and parts.

What is not covered by this warranty? Damage or loss in transit as indicated by bill of lading, normal wear and tear, chemical damage, discoloration, misuse and damage or loss caused by neglect, abuse, vandalism, modification, improper installation, lack of proper maintenance (such as keeping products clean, lubricating battery contacts on lifts, etc.) or physical damage are not included in this warranty. See owner's manual for recommendations related to the use and care of the product.

Powder Coated Products: This warranty does not cover chipping, flaking, scratches or any other surface defect due to abuse, mishandling of product, or lack of maintenance and care. Due to the corrosive environments, this warranty does not cover surfaces damaged during handling or installation. Although powder coating on product is designed for long-term use, keeping products outside in the elements, inside a highly humid environment, excessive washing (including power washing) or improper maintenance may result in premature corrosion.

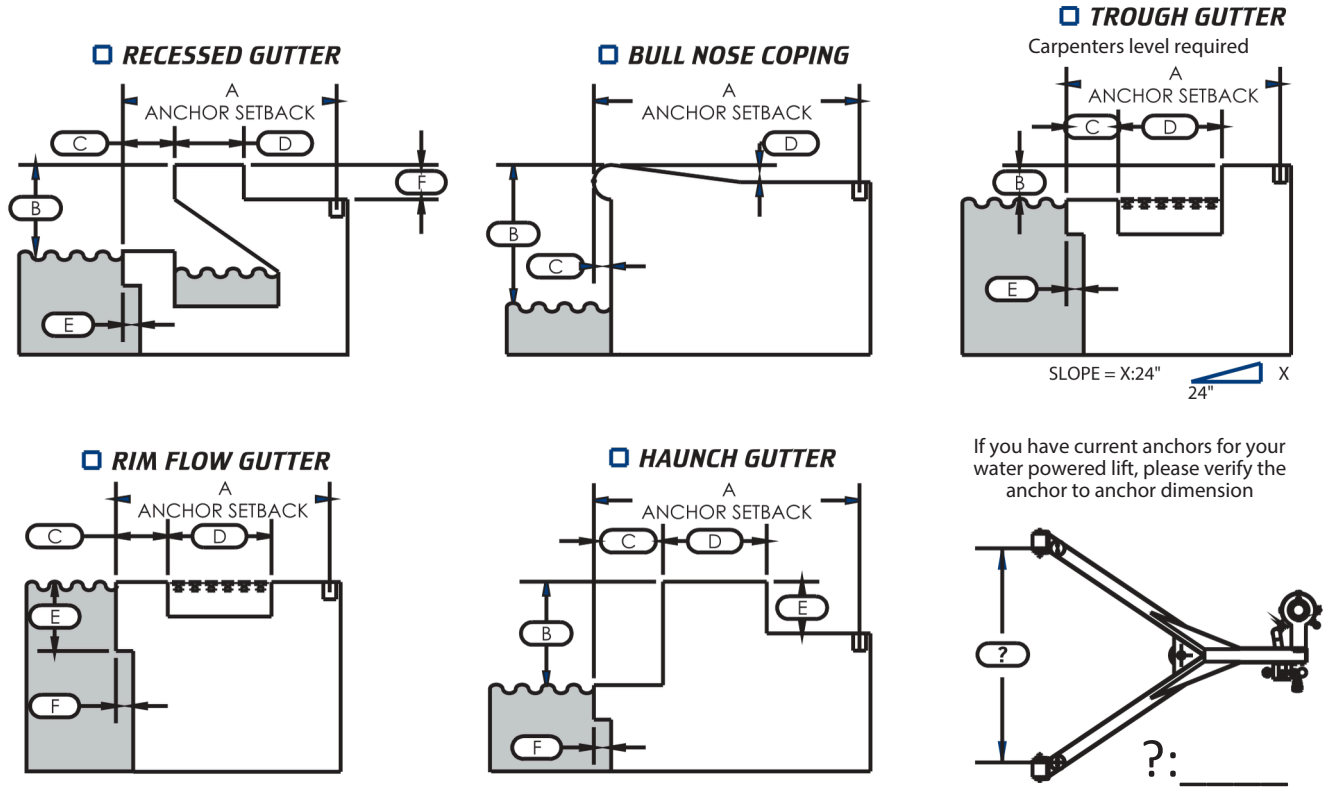
Parts: Components of products provided by other manufacturers are subject to the original equipment manufacturers (OEM) warranty. Examples include but not limited to batteries, actuators, control systems, valves, pumps, bearing, etc.

IMPORTANT: TO ENSURE SAFE OPERATION, USERS MUST COMPLY WITH THE PUBLISHED WEIGHT LIMITS ON SEVERAL PRODUCTS SUCH AS SLIDES, LIFTS, CHAIRS, STARTING PLATFORMS, STANDS AND LADDERS. REFER TO PRODUCT LITERATURE AND MANUALS FOR THESE LIMITATIONS.

Spectrum Aquatics® disclaims all liability for damage during transportation, for incidental, special or consequential damage of whatever nature, for damage due to handling, installation, or improper operation, or for damage caused by circumstances beyond Spectrum Products™ control; in no event shall recovery of any kind against Spectrum Products™ be greater in amount than the purchase price of the equipment sold by Spectrum Aquatics® that caused alleged damage. Spectrum Aquatics® makes no warranties either expressed or implied, including any warranty of merchantability or fitness for particular purpose, other than these stated.

Some states do not allow the exclusion or limitation of incidental or consequential damages, or limitations on how long on implied warranty lasts, so the above exclusions may not apply to you. No representative has authority to change or modify this warranty in any respect.

GUTTER MEASURING GUIDE



A: _____

B: _____

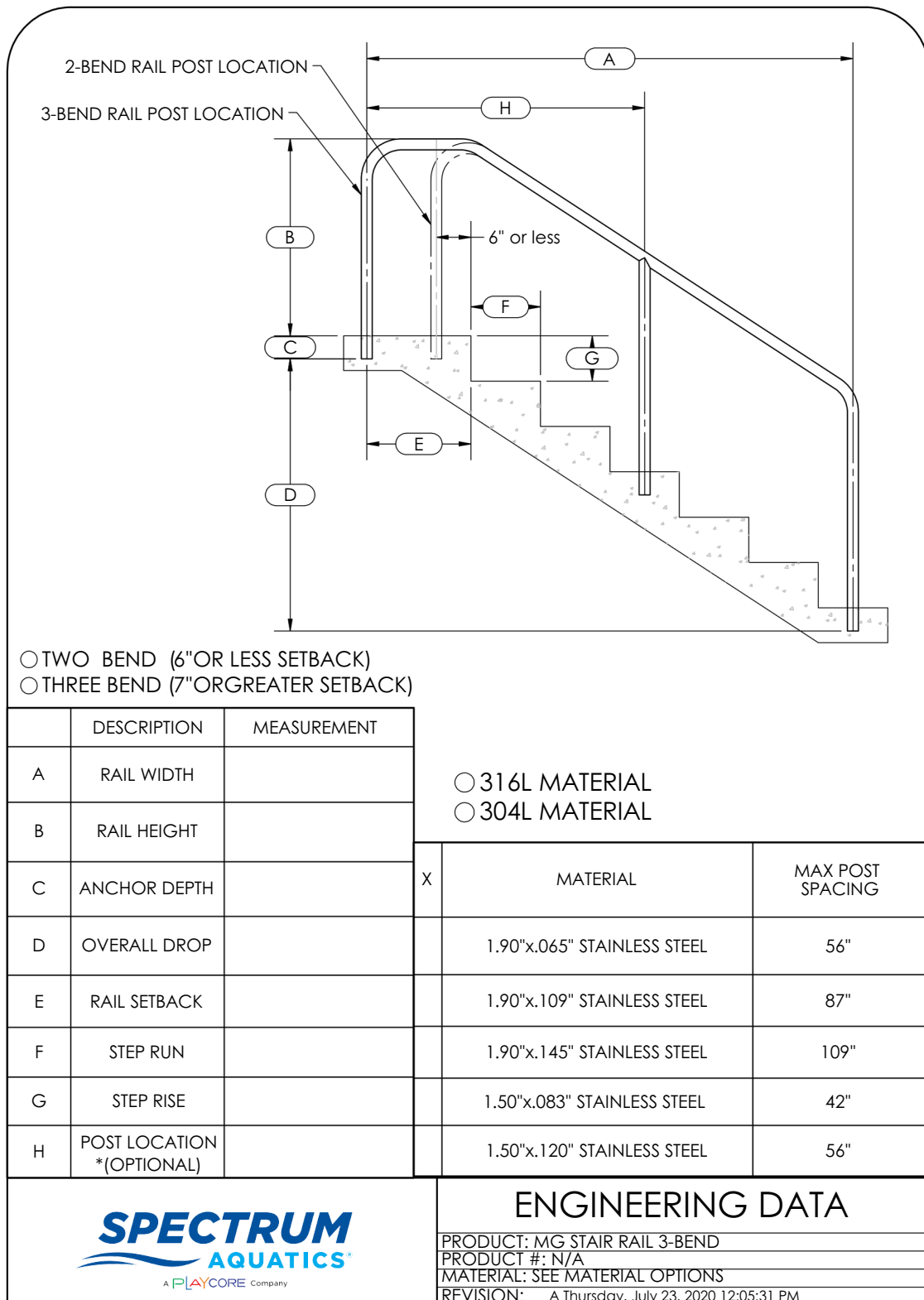
C: _____

D: _____

E: _____

F: _____

HAND RAIL MEASURING GUIDE





MADE IN USA

SPECTRUM
AQUATICS®

A **PLAYCORE** Company

7100 SPECTRUM LANE - MISSOULA MT. - 59808

800.791.8056 | INFO@SPECTRUMPRODUCTS.COM | SPECTRUMPRODUCTS.COM