

Aqua Buddy 350 Part Number 1730116

The lift shall be designed for use on aboveground or in-ground swimming pools and/or spas and shall accommodate installation at a range of 9"- 23.5" from the pool wall to the centerline of the anchoring plate; with a maximum water draft measurement of 10". The lift shall be user-operated, battery powered - requiring no more than a 24-VDC, rechargeable and shall be rated for a 350 lb. load capacity. The lift shall be designed in accordance with all ADAAG guidelines.

The assisted access lift shall consist of the following components:

Linear Actuator

The battery-powered ram shall bolt to the lift superstructure and shall have a maximum in push thrust of 7000 N and a maximum in pull of 6000 N. The driver shall be a permanent magnet motor, 24-VDC. The unit shall have built in limit switches, shall operate at 60-db noise level or less.

Operating Controls and Power Source

Wired Control handset must be operable from pool or deck and shall be designed for ease of use. Wired Control handset shall be of molded plastic, and be sealed to IP67 to prevent water damage. Control buttons for up and down directional control shall be provided. Lift control system shall be fitted with an emergency stop.

The power source is to be a 24-VDC rechargeable battery. A battery charger, wall current to charge, with mounting bracket and electrical power cord, for remote installation, will be provided with the lift.

Lift Superstructure

The lifting arm shall be constructed of 4.00"x2.00" 304L powder coated rectangular stainless steel tubing with a .120" wall thickness. Other working components of the lift shall be constructed of 304L powder coated stainless steel plate or tubing.

Seat Assembly

The seat shall be constructed of a 304L powder coated stainless steel frame attached to a polymer seat assembly. This assembly shall be attached to the lift superstructure by a 1.9" x 0.145" 304L powder coated stainless steel tube.

Armrest

Each lift shall include (2) fold down armrests constructed of 1"x.120" 304L powder coated stainless steel tube. Each armrest shall be provided with a 6" black vinyl covering.

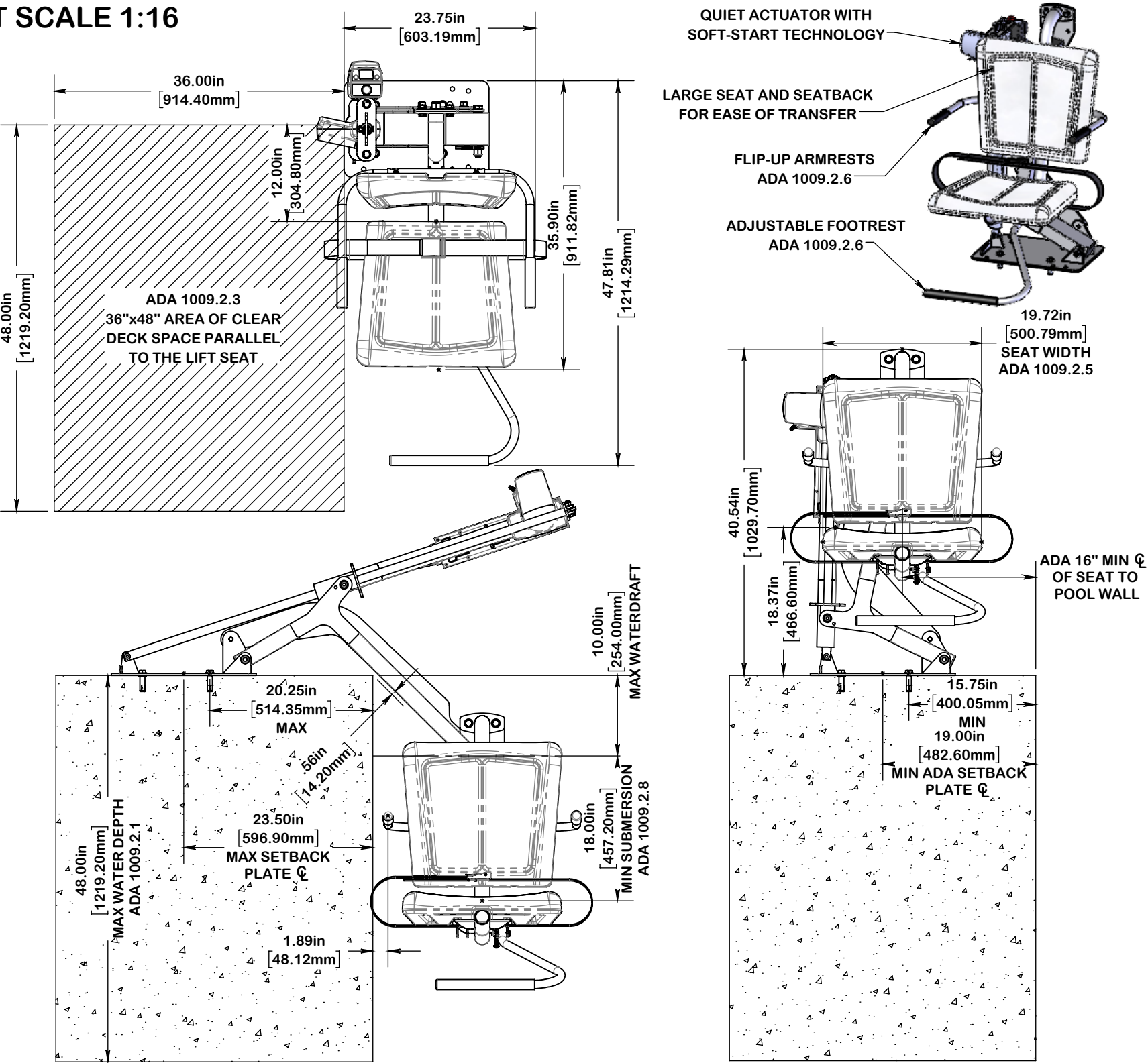
Footrest

A vertically self-adjusting footrest constructed of 1"x.120" 304L powder coated stainless steel tube is provided. A 12" vinyl covering shall be included with the footrest.

Warranty

Two year limited warranty.

SHEET SCALE 1:16



7100 Spectrum Lane  
800.791.8056  
A PLAYCORE Company  
Missoula, Montana 59808  
www.spectrumaquatics.com

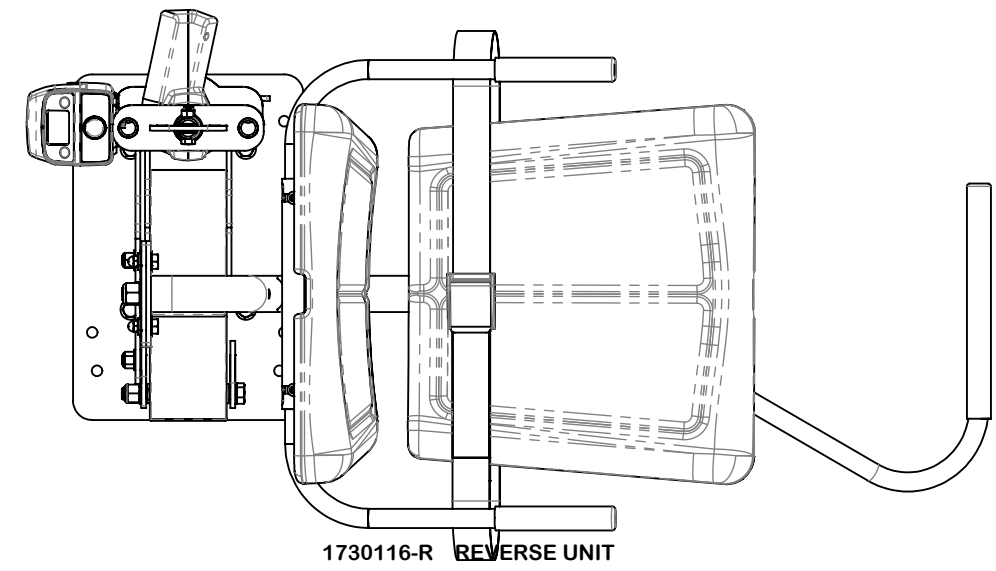
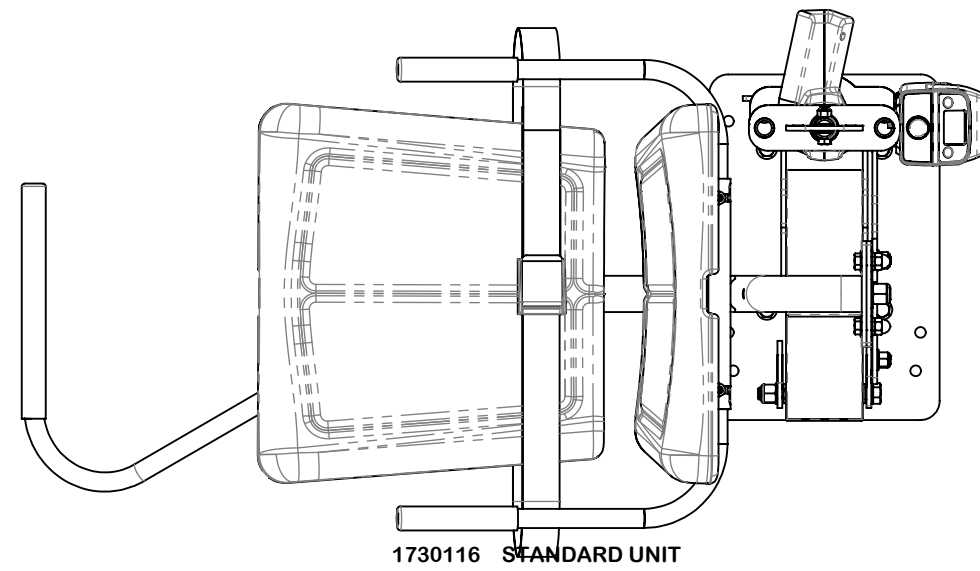
ENGINEERING DATA

PRODUCT:	AQUA BUDDY 350 -			
MODEL #:	1730116	CATALOG #:	1730116	REVISION: A
MATERIAL:	SEE BILL OF MATERIALS			
FINISH #:	ALIEN SILVER POWDERCOAT			

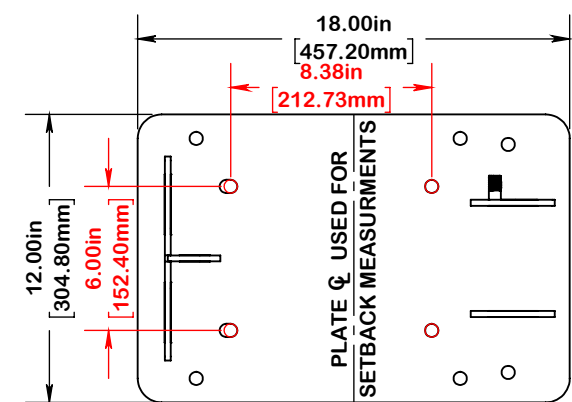
NOTE:  
△ DIMENSIONS VARY WITH SPECIFIC APPLICATIONS. SPECIFICATIONS ARE NOMINAL AND ARE SUBJECT TO CHANGE. PLEASE CONTACT SPECTRUM AQUATICS FOR CUSTOM APPLICATIONS

◆ 350 LB LIFTING CAPACITY ◆ USER-OPERATED ◆ BATTERY POWERED ◆ WIRED CONTROL HANDSET  
◆ OPERABLE FROM POOL OR DECK ◆ ADJUSTABLE FOOTREST  
◆ ACCOMMODATES SETBACK OF 9" TO 23.5" AND WATER DRAFT UP TO 10" ◆ FLIP-UP ARMRESTS

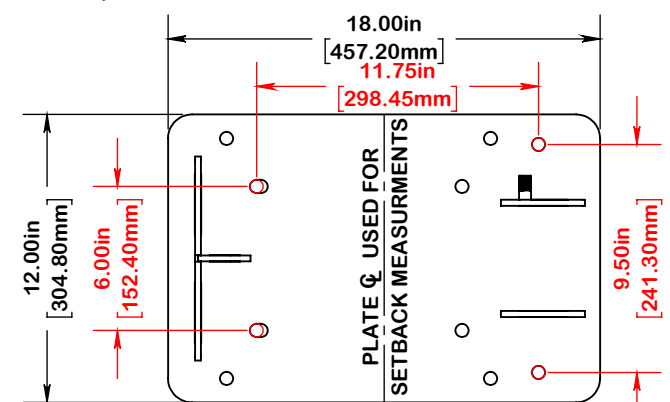
RECOMMENDED SETBACK:  
PLATE  $\varnothing$  20" FROM POOL WALL  
TOTAL SETBACK RANGE: PLATE  $\varnothing$   
9" TO 23.5" FROM POOL WALL  
ADA SETBACK RANGE: PLATE  $\varnothing$   
19" TO 23.5" FROM POOL WALL  
WATERDRAFT RANGE: 0" TO 10"



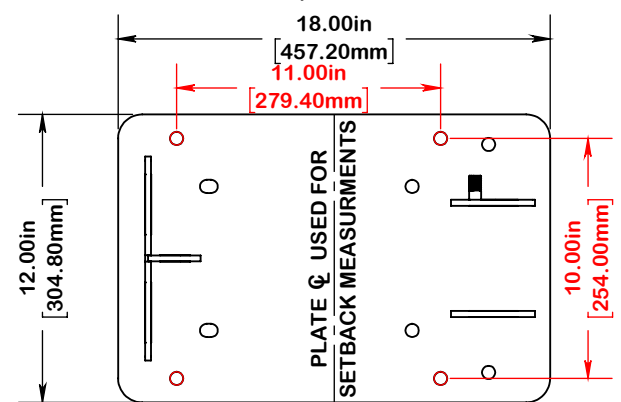
ANCHOR PLATE DIMENSIONS; ALL HOLES FOR USE WITH 1/2" HARDWARE; SCALE 1:8



NEW FACILITY/EXISTING FACILITY  
RECOMMENDED INSTALLATION;



RETROFIT ANCHOR PATTERN 1



RETROFIT ANCHOR PATTERN 2



7100 Spectrum Lane  
800.791.8056  
A PLAYCORE Company  
Missoula, Montana 59808  
www.spectrumaquatics.com

ENGINEERING DATA

PRODUCT:	AQUA BUDDY 350 -			
MODEL #:	1730116	CATALOG #:	1730116	REVISION: A
MATERIAL:	SEE BILL OF MATERIALS			
FINISH #:	ALIEN SILVER POWDERCOAT			

NOTE:  
⚠ DIMENSIONS VARY WITH SPECIFIC APPLICATIONS. SPECIFICATIONS ARE NOMINAL AND ARE SUBJECT TO CHANGE. PLEASE CONTACT SPECTRUM AQUATICS FOR CUSTOM APPLICATIONS

◆ 350 LB LIFTING CAPACITY ◆ USER-OPERATED ◆ BATTERY POWERED ◆ WIRED CONTROL HANDSET  
◆ OPERABLE FROM POOL OR DECK ◆ ADJUSTABLE FOOTREST  
◆ ACCOMMODATES SETBACK OF 9" TO 23.5" AND WATER DRAFT UP TO 10" ◆ FLIP-UP ARMRESTS